

ADAC Kartrennen Chev

KZ2 / Competitor list

#	Driver	Nat	Sponsor Competitor	Nat	Driver-License Com-License	Equipment
3	Emilien Denner	FRA	Formula K SRP Factory Team	DEU	139214 48701	IPK /TM/VEGA
5	Daniel Stell	DEU	Kartshop Ampfing	DEU	10858 66030	Birelart /TM/VEGA
6	Matej Preuss	CZE	Formula K SRP Factory Team	DEU	26AS0210 48701	IPK /TM/VEGA
7	Jayden Thien	NLD	CS Competition	BEL	44530 917665	Sodi /TM/VEGA
8	Julian Kamen	NLD	CS Competition	BEL	43625 917665	Sodi /TM/VEGA
9	Simon Billman	SWE	Solgal Motorsport	DEU	87167 66799	Birelart /TM/VEGA
10	Robert Kindervater	DEU	Formula K SRP Factory Team	DEU	24990 48701	IPK /TM/VEGA
36	Tommie van der Struijs	NLD	MP Karttracing	NLD	42819 13058022	Henza Kart /TM/VEGA
46	Jiri Safranek	CZE	Jiri Safranek	CZE	26AS1610 26AS1610	Sodi /TM/VEGA
54	Dion van Werven	NLD	CS Competition	BEL	49844 918102	Sodi /TM/VEGA
58	Marek Skrivan	CZE	TB Racing Team	DEU	26AS0071 38262	Sodi /TM/VEGA
64	Jelte Bouma	NLD	Jelte Bouma	NLD	52400 52400	Croc Promotion /TM/VEGA
76	Matthij Vandebroek	DEU	VDB Kart Racing	DEU	11491 66002	Birelart /TM/VEGA
96	Norton Andreasson	SWE	TB Racing Team	DEU	80644 38262	Sodi /TM /VEGA



ADAC Kartrennen Cheb

KZ2 / Test Session 2

Track: Cheb - 1.202 km
 Session Started: 11:45:00
 Best Lap by: 5 - Daniel Stell - 49.486

Rank	#	Driver	Nat	Sponsor Competitor	Nat	Driver-License Com-Licence	Equipment	laps	Best Lap	Diff	In Lap	Penalty
1	5	Daniel Stell	DEU	Kartshop Ampfing	DEU	10858 66030	Birelart /TM/VEGA	4	49.486		3	
2	58	Marek Skrivan	CZE	TB Racing Team	DEU	26AS0071 38262	Sodi /TM/VEGA	6	49.559	0.073	6	
3	54	Dion van Werven	NLD	CS Competition	BEL	49844 918102	Sodi /TM/VEGA	4	49.669	0.183	3	
4	3	Emilien Denner	FRA	Formula K SRP Factory Team	DEU	139214 48701	IPK /TM/VEGA	4	49.681	0.195	3	
5	7	Jayden Thien	NLD	CS Competition	BEL	44530 917665	Sodi /TM/VEGA	4	49.704	0.218	4	
6	10	Robert Kindervater	DEU	Formula K SRP Factory Team	DEU	24990 48701	IPK /TM/VEGA	6	49.744	0.258	5	
7	6	Matej Preuss	CZE	Formula K SRP Factory Team	DEU	26AS0210 48701	IPK /TM/VEGA	6	49.825	0.339	6	
8	36	Tommie van der Struijs	NLD	MP Kartracing	NLD	42819 13058022	Henza Kart /TM/VEGA	4	49.837	0.351	3	
9	96	Norton Andreasson	SWE	TB Racing Team	DEU	80644 38262	Sodi /TM /VEGA	6	50.070	0.584	3	
10	8	Julian Kamen	NLD	CS Competition	BEL	43625 917665	Sodi /TM/VEGA	4	50.106	0.620	4	
11	46	Jiri Safranek	CZE	Jiri Safranek	CZE	26AS1610 26AS1610	Sodi /TM/VEGA	6	50.140	0.654	6	
12	9	Simon Billman	SWE	Solgat Motorsport	DEU	87167 66799	Birelart /TM/VEGA	8	50.351	0.865	3	
13	64	Jelte Bouma	NLD	Jelte Bouma	NLD	52400 52400	Croc Promotion /TM/VEGA	6	50.532	1.046	6	
14	76	Matthy Vandebroek	DEU	VDB Kart Racing	DEU	11491 66002	Birelart /TM/VEGA	11	50.877	1.391	6	

Timekeeper
M.Riehmers

Race Director
K.Meinhardt



ADAC Kartrennen Cheb

KZ2

Cheb 1,202 Km

Test Session 2

29.05.2026 11:45

Practice (11:00 Time) started at 11:45:00

Lap	Time of Day	Lap Tm	Diff	S1 Tm	S2 Tm	S3 Tm
(5) Daniel Stell						
1	11:53:55.134	1:19.604	+30.118	32.169	24.685	22.750
2	11:54:49.853	54.719	+5.233	17.943	18.040	18.736
3	11:55:39.339	49.486		15.215	16.218	18.053
4	11:56:28.848	49.509	+0.023	15.058	16.238	18.213

(58) Marek Skrivan						
1	11:52:19.620	1:22.782	+33.223	32.451	27.322	23.009
2	11:53:14.114	54.494	+4.935	17.825	17.734	18.935
3	11:54:04.117	50.003	+0.444	15.312	16.364	18.327
4	11:54:53.730	49.613	+0.054	15.102	16.345	18.166
5	11:55:43.350	49.620	+0.061	15.104	16.336	18.180
6	11:56:32.909	49.559		15.035	16.380	18.144

(54) Dion van Werven						
1	11:54:04.707	1:03.035	+13.366	22.328	19.352	21.355
2	11:54:57.213	52.506	+2.837	16.536	17.477	18.493
3	11:55:46.882	49.669		15.215	16.276	18.178
4	11:56:36.556	49.674	+0.005	15.192	16.336	18.146

(3) Emilien Denner						
1	11:53:36.225	1:11.180	+21.499	28.897	19.404	22.879
2	11:54:26.071	49.846	+0.165	15.331	16.262	18.253
3	11:55:15.752	49.681		15.206	16.253	18.222
4	11:56:10.715	54.963	+5.282	17.408	18.036	19.519

(7) Jayden Thien						
1	11:53:47.877	1:06.625	+16.921	27.058	19.865	19.702
2	11:54:37.869	49.992	+0.288	15.438	16.350	18.204
3	11:55:27.576	49.707	+0.003	15.181	16.269	18.257
4	11:56:17.280	49.704		15.160	16.296	18.248

(10) Robert Kindervater						
1	11:52:28.522	1:10.349	+20.605	28.179	21.614	20.556
2	11:53:20.230	51.708	+1.964	15.987	16.771	18.950
3	11:54:10.243	50.013	+0.269	15.400	16.397	18.216
4	11:55:00.111	49.868	+0.124	15.181	16.357	18.330
5	11:55:49.855	49.744		15.190	16.332	18.222
6	11:56:39.728	49.873	+0.129	15.254	16.442	18.177

(6) Matej Preuss						
1	11:52:28.953	1:08.393	+18.568	27.320	20.414	20.659
2	11:53:20.805	51.852	+2.027	16.626	16.736	18.490
3	11:54:10.716	49.911	+0.086	15.219	16.460	18.232
4	11:55:07.303	56.587	+6.762	18.038	19.712	18.837
5	11:55:57.177	49.874	+0.049	15.209	16.387	18.278
6	11:56:47.002	49.825		15.174	16.368	18.283

(36) Tommie van der Struijs						
1	11:53:50.813	1:12.439	+22.602	29.853	22.541	20.045
2	11:54:41.383	50.570	+0.733	15.677	16.507	18.386
3	11:55:31.220	49.837		15.239	16.330	18.268
4	11:56:21.163	49.943	+0.106	15.262	16.368	18.313

(96) Norton Andreasson						
1	11:52:29.627	1:08.179	+18.109	28.059	19.449	20.671
2	11:53:21.316	51.689	+1.619	16.270	16.744	18.675
3	11:54:11.386	50.070		15.417	16.339	18.314
4	11:55:01.689	50.303	+0.233	15.437	16.415	18.451
5	11:55:51.896	50.207	+0.137	15.314	16.426	18.467
6	11:56:42.120	50.224	+0.154	15.386	16.395	18.443

(8) Julian Kamen						
1	11:53:48.649	1:09.122	+19.016	29.070	20.007	20.045
2	11:54:39.296	50.647	+0.541	15.730	16.427	18.490
3	11:55:29.438	50.142	+0.036	15.370	16.390	18.382
4	11:56:19.544	50.106		15.345	16.298	18.463

(46) Jiri Safranek						
1	11:49:02.064	1:06.068	+15.928	26.885	19.255	19.928
2	11:49:53.337	51.273	+1.133	15.963	16.657	18.653
3	11:53:37.679	3:44.342	+2:54.202	15.525	18.462	3:10.355
4	11:54:31.117	53.438	+3.298	18.359	16.543	18.536

Lap	Time of Day	Lap Tm	Diff	S1 Tm	S2 Tm	S3 Tm
5	11:55:21.413	50.296	+0.156	15.477	16.417	18.402
6	11:56:11.553	50.140		15.302	16.436	18.402

(9) Simon Billman						
1	11:49:19.817	1:03.992	+13.641	25.913	18.019	20.060
2	11:50:10.611	50.794	+0.443	15.763	16.445	18.586
3	11:51:00.962	50.351		15.338	16.474	18.539
4	11:51:51.599	50.637	+0.286	15.681	16.481	18.475
5	11:52:41.999	50.400	+0.049	15.334	16.556	18.510
6	11:53:32.635	50.636	+0.285	15.417	16.559	18.660
7	11:55:42.286	2:09.651	+1:19.300	15.400	16.784	1:37.467
8	11:56:40.942	58.656	+8.305	23.437	16.658	18.561

(64) Jelte Bouma						
1	11:52:30.070	1:07.432	+16.900	28.091	18.555	20.786
2	11:53:21.826	51.756	+1.224	16.118	16.865	18.773
3	11:54:12.619	50.793	+0.261	15.590	16.592	18.611
4	11:55:03.316	50.697	+0.165	15.538	16.553	18.606
5	11:55:53.898	50.582	+0.050	15.483	16.606	18.493
6	11:56:44.430	50.532		15.492	16.579	18.461

(76) Matthy Vandebroek						
1	11:48:14.269	1:01.018	+10.141	21.405	18.418	21.195
2	11:49:06.866	52.597	+1.720	16.174	17.328	19.095
3	11:49:58.014	51.148	+0.271	15.673	16.684	18.791
4	11:50:49.475	51.461	+0.584	15.983	16.694	18.784
5	11:51:40.397	50.922	+0.045	15.612	16.513	18.797
6	11:52:31.274	50.877		15.504	16.624	18.749
7	11:53:22.466	51.192	+0.315	15.647	16.745	18.800
8	11:54:13.447	50.981	+0.104	15.494	16.680	18.807
9	11:55:04.907	51.460	+0.583	15.637	16.928	18.895
10	11:55:55.963	51.056	+0.179	15.547	16.646	18.863
11	11:56:48.409	52.446	+1.569	15.676	17.908	18.862

ADAC Kartrennen Cheb

KZ2 / Test Session 3

Track: Cheb - 1.202 km
 Session Started: 14:15:30
 Best Lap by: 5 - Daniel Stell - 49.633

Rank	#	Driver	Nat	Sponsor Competitor	Nat	Driver-License Com-Licence	Equipment	laps	Best Lap	Diff	In Lap	Penalty
1	5	Daniel Stell	DEU	Kartshop Ampfing	DEU	10858 66030	Birelart /TM/VEGA	8	49.633		5	
2	3	Emilien Denner	FRA	Formula K SRP Factory Team	DEU	139214 48701	IPK /TM/VEGA	8	49.672	0.039	5	
3	58	Marek Skrivan	CZE	TB Racing Team	DEU	26AS0071 38262	Sodi /TM/VEGA	11	49.717	0.084	6	
4	10	Robert Kindervater	DEU	Formula K SRP Factory Team	DEU	24990 48701	IPK /TM/VEGA	8	49.836	0.203	4	
5	54	Dion van Werven	NLD	CS Competition	BEL	49844 918102	Sodi /TM/VEGA	11	49.892	0.259	7	
6	6	Matej Preuss	CZE	Formula K SRP Factory Team	DEU	26AS0210 48701	IPK /TM/VEGA	9	49.893	0.260	8	
7	7	Jayden Thien	NLD	CS Competition	BEL	44530 917665	Sodi /TM/VEGA	9	49.900	0.267	4	
8	96	Norton Andreasson	SWE	TB Racing Team	DEU	80644 38262	Sodi /TM/VEGA	9	50.141	0.508	4	
9	36	Tommie van der Struijs	NLD	MP Karttracing	NLD	42819 13058022	Henza Kart /TM/VEGA	8	50.178	0.545	4	
10	46	Jiri Safranek	CZE	Jiri Safranek	CZE	26AS1610 26AS1610	Sodi /TM/VEGA	11	50.182	0.549	4	
11	9	Simon Billman	SWE	Solgat Motorsport	DEU	87167 66799	Birelart /TM/VEGA	11	50.277	0.644	8	
12	8	Julian Kamen	NLD	CS Competition	BEL	43625 917665	Sodi /TM/VEGA	8	50.382	0.749	7	
13	64	Jelte Bouma	NLD	Jelte Bouma	NLD	52400 52400	Croc Promotion /TM/VEGA	11	50.668	1.035	9	
14	76	Matthy Vandebroek	DEU	VDB Kart Racing	DEU	11491 66002	Birelart /TM/VEGA	12	50.723	1.090	12	

Timekeeper
M.Riehmers

Race Director
K.Meinhardt

ADAC Kartrennen Cheb

KZ2

Cheb 1,202 Km

Test Session 3

29.05.2026 14:15

Practice (11:00 Time) started at 14:15:30

Lap	Time of Day	Lap Tm	Diff	S1 Tm	S2 Tm	S3 Tm
(5) Daniel Stell						
1	14:20:55.596	1:15.755	+26.122	32.499	21.612	21.644
2	14:21:48.918	53.322	+3.689	17.141	17.642	18.539
3	14:22:38.634	49.716	+0.083	15.199	16.290	18.227
4	14:23:28.383	49.749	+0.116	15.278	16.333	18.138
5	14:24:18.016	49.633		15.229	16.274	18.130
6	14:25:07.755	49.739	+0.106	15.152	16.273	18.314
7	14:25:57.581	49.826	+0.193	15.162	16.351	18.313
8	14:26:47.376	49.795	+0.162	15.209	16.363	18.223

Lap	Time of Day	Lap Tm	Diff	S1 Tm	S2 Tm	S3 Tm
(3) Emilien Denner						
1	14:21:00.044	1:11.935	+22.263	28.795	21.019	22.121
2	14:21:54.837	54.793	+5.121	18.140	17.622	19.031
3	14:22:44.577	49.740	+0.068	15.252	16.251	18.237
4	14:23:34.402	49.825	+0.153	15.258	16.296	18.271
5	14:24:24.074	49.672		15.178	16.259	18.235
6	14:25:18.488	54.414	+4.742	16.973	17.739	19.702
7	14:26:08.230	49.742	+0.070	15.199	16.313	18.230
8	14:26:57.959	49.729	+0.057	15.122	16.338	18.269

Lap	Time of Day	Lap Tm	Diff	S1 Tm	S2 Tm	S3 Tm
(58) Marek Skrivan						
1	14:18:56.115	1:05.877	+16.160	25.758	20.024	20.095
2	14:19:46.525	50.410	+0.693	15.483	16.434	18.493
3	14:20:36.542	50.017	+0.300	15.255	16.416	18.346
4	14:21:26.450	49.908	+0.191	15.233	16.359	18.316
5	14:22:16.216	49.766	+0.049	15.189	16.362	18.215
6	14:23:05.933	49.717		15.091	16.386	18.240
7	14:23:57.041	51.108	+1.391	15.218	17.105	18.785
8	14:24:46.857	49.816	+0.099	15.118	16.380	18.318
9	14:25:36.850	49.993	+0.276	15.256	16.431	18.306
10	14:26:26.606	49.756	+0.039	15.137	16.337	18.282
11	14:27:16.485	49.879	+0.162	15.169	16.452	18.258

Lap	Time of Day	Lap Tm	Diff	S1 Tm	S2 Tm	S3 Tm
(10) Robert Kindervater						
1	14:20:16.411	1:06.938	+17.102	27.104	20.023	19.811
2	14:21:07.783	51.372	+1.536	16.062	16.669	18.641
3	14:21:57.777	49.994	+0.158	15.273	16.418	18.303
4	14:22:47.613	49.836		15.254	16.309	18.273
5	14:23:37.547	49.934	+0.098	15.174	16.462	18.298
6	14:24:27.587	50.040	+0.204	15.318	16.417	18.305
7	14:25:20.110	52.523	+2.687	16.141	17.296	19.086
8	14:26:09.951	49.841	+0.005	15.194	16.361	18.286

Lap	Time of Day	Lap Tm	Diff	S1 Tm	S2 Tm	S3 Tm
(54) Dion van Werven						
1	14:18:40.066	1:08.854	+18.962	29.434	19.626	19.794
2	14:19:31.467	51.401	+1.509	16.244	16.634	18.523
3	14:20:21.928	50.461	+0.569	15.308	16.488	18.665
4	14:21:12.101	50.173	+0.281	15.246	16.532	18.395
5	14:22:02.206	50.105	+0.213	15.372	16.398	18.335
6	14:22:52.443	50.237	+0.345	15.294	16.496	18.447
7	14:23:42.335	49.892		15.204	16.369	18.319
8	14:24:32.446	50.111	+0.219	15.297	16.415	18.399
9	14:25:22.467	50.021	+0.129	15.288	16.382	18.351
10	14:26:12.387	49.920	+0.028	15.180	16.405	18.335
11	14:27:02.680	50.293	+0.401	15.459	16.382	18.452

Lap	Time of Day	Lap Tm	Diff	S1 Tm	S2 Tm	S3 Tm
(6) Matej Preuss						
1	14:20:13.420	1:05.352	+15.459	27.173	18.365	19.814
2	14:21:05.957	52.537	+2.644	17.368	16.616	18.553
3	14:21:55.925	49.968	+0.075	15.186	16.408	18.374
4	14:22:45.900	49.975	+0.082	15.196	16.422	18.357
5	14:23:39.264	53.364	+3.471	15.744	18.297	19.323
6	14:24:33.875	54.611	+4.718	17.305	18.759	18.547
7	14:25:24.053	50.178	+0.285	15.317	16.507	18.354
8	14:26:13.946	49.893		15.199	16.361	18.333
9	14:27:04.138	50.192	+0.299	15.365	16.437	18.390

Lap	Time of Day	Lap Tm	Diff	S1 Tm	S2 Tm	S3 Tm
(7) Jayden Thien						
1	14:20:10.124	1:06.194	+16.294	25.740	20.467	19.987
2	14:21:00.740	50.616	+0.716	15.604	16.548	18.464
3	14:21:50.927	50.187	+0.287	15.435	16.460	18.292
4	14:22:40.827	49.900		15.333	16.301	18.266
5	14:23:30.913	50.086	+0.186	15.346	16.336	18.404

Lap	Time of Day	Lap Tm	Diff	S1 Tm	S2 Tm	S3 Tm
6	14:24:21.034	50.121	+0.221	15.378	16.414	18.329
7	14:25:11.194	50.160	+0.260	15.331	16.314	18.515
8	14:26:04.770	53.576	+3.676	15.384	17.161	21.031
9	14:26:58.406	53.636	+3.736	18.893	16.413	18.330

Lap	Time of Day	Lap Tm	Diff	S1 Tm	S2 Tm	S3 Tm
(96) Norton Andreasson						
1	14:19:43.513	1:09.454	+19.313	31.776	18.357	19.321
2	14:20:34.362	50.849	+0.708	15.628	16.459	18.762
3	14:21:24.636	50.274	+0.133	15.435	16.404	18.435
4	14:22:14.777	50.141		15.401	16.362	18.378
5	14:23:05.097	50.320	+0.179	15.383	16.398	18.539
6	14:23:55.415	50.318	+0.177	15.306	16.501	18.511
7	14:24:45.865	50.450	+0.309	15.390	16.539	18.521
8	14:25:37.329	51.464	+1.323	16.537	16.442	18.485
9	14:26:27.532	50.203	+0.062	15.320	16.415	18.468

Lap	Time of Day	Lap Tm	Diff	S1 Tm	S2 Tm	S3 Tm
(36) Tommie van der Struijs						
1	14:20:22.283	1:11.664	+21.486	27.364	21.203	23.097
2	14:21:18.516	56.233	+6.055	17.756	18.145	20.332
3	14:22:09.726	51.210	+1.032	15.989	16.583	18.638
4	14:22:59.904	50.178		15.350	16.441	18.387
5	14:23:50.095	50.191	+0.013	15.314	16.449	18.428
6	14:24:40.341	50.246	+0.068	15.385	16.441	18.420
7	14:25:32.879	52.538	+2.360	15.376	16.664	20.498
8	14:26:23.089	50.210	+0.032	15.249	16.536	18.425

Lap	Time of Day	Lap Tm	Diff	S1 Tm	S2 Tm	S3 Tm
(46) Jiri Safranek						
1	14:18:56.213	1:06.080	+15.898	24.262	21.808	20.010
2	14:19:46.897	50.684	+0.502	15.747	16.457	18.480
3	14:20:37.404	50.507	+0.325	15.380	16.540	18.587
4	14:21:27.586	50.182		15.381	16.401	18.400
5	14:22:18.026	50.440	+0.258	15.356	16.457	18.627
6	14:23:08.373	50.347	+0.165	15.442	16.495	18.410
7	14:23:58.971	50.598	+0.416	15.456	16.637	18.505
8	14:24:49.478	50.507	+0.325	15.381	16.500	18.626
9	14:25:39.731	50.253	+0.071	15.304	16.467	18.482
10	14:26:30.074	50.343	+0.161	15.397	16.468	18.478
11	14:27:20.454	50.380	+0.198	15.346	16.582	18.452

Lap	Time of Day	Lap Tm	Diff	S1 Tm	S2 Tm	S3 Tm
(9) Simon Billman						
1	14:17:03.520	1:07.537	+17.260	24.414	21.122	22.001
2	14:18:01.115	57.595	+7.318	17.845	19.274	20.476
3	14:18:57.527	56.412	+6.135	17.135	18.678	20.599
4	14:19:50.799	53.272	+2.995	16.235	17.342	19.695
5	14:20:42.580	51.781	+1.504	16.390	16.797	18.594
6	14:21:33.149	50.569	+0.292	15.463	16.593	18.513
7	14:22:30.960	57.811	+7.534	15.594	22.161	20.056
8	14:23:21.237	50.277		15.369	16.555	18.353
9	14:24:11.613	50.376	+0.099	15.462	16.550	18.364
10	14:25:04.626	1:33.013	+42.736			
11	14:26:39.991	55.365	+5.088	20.269	16.623	18.473

Lap	Time of Day	Lap Tm	Diff	S1 Tm	S2 Tm	S3 Tm
(8) Julian Kamen						
1	14:20:10.835	1:05.882	+15.500	25.140	20.443	20.299
2	14:21:01.325	50.490	+0.108	15.579	16.479	18.432
3	14:21:51.777	50.452	+0.070	15.495	16.471	18.486
4	14:22:42.214	50.4				

ADAC Kartrennen Cheb

KZ2

Cheb 1,202 Km

Test Session 3

29.05.2026 14:15

Practice (11:00 Time) started at 14:15:30

Lap	Time of Day	Lap Tm	Diff	S1 Tm	S2 Tm	S3 Tm	Lap	Time of Day	Lap Tm	Diff	S1 Tm	S2 Tm	S3 Tm
(76) Matthy Vandebroek													
1	14:17:03.925	1:05.775	+15.052	23.518	20.677	21.580							
2	14:17:56.906	52.981	+2.258	16.699	16.955	19.327							
3	14:18:48.306	51.400	+0.677	15.806	16.641	18.953							
4	14:19:39.874	51.568	+0.845	15.874	16.702	18.992							
5	14:20:31.235	51.361	+0.638	15.821	16.649	18.891							
6	14:21:22.734	51.499	+0.776	15.828	16.776	18.895							
7	14:22:13.892	51.158	+0.435	15.732	16.609	18.817							
8	14:23:07.419	53.527	+2.804	18.085	16.664	18.778							
9	14:24:00.067	52.648	+1.925	16.991	16.841	18.816							
10	14:24:51.029	50.962	+0.239	15.500	16.580	18.882							
11	14:25:41.971	50.942	+0.219	15.580	16.605	18.757							
12	14:26:32.694	50.723		15.495	16.547	18.681							

ADAC Kartrennen Cheb

KZ2 / Test Session 4

Track: Cheb - 1.202 km

Session Started: 15:45:00

Best Lap by: 3 - Emilien Denner - 49.373

Rank	#	Driver	Nat	Sponsor Competitor	Nat	Driver-License Com-Licence	Equipment	laps	Best Lap	Diff	In Lap	Penalty
1	3	Emilien Denner	FRA	Formula K SRP Factory Team	DEU	139214 48701	IPK /TM/VEGA	8	49.373		8	
2	6	Matej Preuss	CZE	Formula K SRP Factory Team	DEU	26AS0210 48701	IPK /TM/VEGA	7	49.717	0.344	7	
3	10	Robert Kindervater	DEU	Formula K SRP Factory Team	DEU	24990 48701	IPK /TM/VEGA	8	49.722	0.349	7	
4	58	Marek Skrivan	CZE	TB Racing Team	DEU	26AS0071 38262	Sodi /TM/VEGA	9	49.813	0.440	9	
5	5	Daniel Stell	DEU	Kartshop Ampfing	DEU	10858 66030	Birelart /TM/VEGA	7	49.850	0.477	3	
6	54	Dion van Werven	NLD	CS Competition	BEL	49844 918102	Sodi /TM/VEGA	9	50.077	0.704	9	
7	36	Tommie van der Struijs	NLD	MP Kartracing	NLD	42819 13058022	Henza Kart /TM/VEGA	10	50.199	0.826	10	
8	96	Norton Andreasson	SWE	TB Racing Team	DEU	80644 38262	Sodi /TM /VEGA	8	50.208	0.835	3	
9	7	Jayden Thien	NLD	CS Competition	BEL	44530 917665	Sodi /TM/VEGA	8	50.300	0.927	7	
10	64	Jelte Bouma	NLD	Jelte Bouma	NLD	52400 52400	Croc Promotion /TM/VEGA	9	50.341	0.968	7	
11	46	Jiri Safranek	CZE	Jiri Safranek	CZE	26AS1610 26AS1610	Sodi /TM/VEGA	9	50.478	1.105	4	
12	8	Julian Kamen	NLD	CS Competition	BEL	43625 917665	Sodi /TM/VEGA	8	50.501	1.128	8	
13	9	Simon Billman	SWE	Solgat Motorsport	DEU	87167 66799	Birelart /TM/VEGA	10	50.520	1.147	9	
14	76	Matthy Vandebroek	DEU	VDB Kart Racing	DEU	11491 66002	Birelart /TM/VEGA	12	51.060	1.687	3	

 Timekeeper
M.Riehmers

 Race Director
K.Meinhardt

Page 1/1

These results are provisional until the conclusion of any judicial and technical matters!

K-15652/25

Printed: 29.05.2026 / 15:57

ADAC Kartrennen Cheb

KZ2

Cheb 1,202 Km

Test Session 4

29.05.2026 15:45

Practice (11:00 Time) started at 15:45:00

Lap	Time of Day	Lap Tm	Diff	S1 Tm	S2 Tm	S3 Tm
(3) Emilien Denner						
1	15:46:40.863	1:00.703	+11.330	22.396	18.703	19.604
2	15:47:31.077	50.214	+0.841	15.383	16.300	18.531
3	15:48:21.159	50.082	+0.709	15.306	16.439	18.337
4	15:51:59.802	3:38.643	+2.49.270	15.474	16.457	3:06.712
5	15:53:17.455	1:17.653	+28.280	35.264	19.919	22.470
6	15:54:12.267	54.812	+5.439	17.730	17.942	19.140
7	15:55:01.799	49.532	+0.159	15.157	16.274	18.101
8	15:55:51.172	49.373		15.108	16.154	18.111

Lap	Time of Day	Lap Tm	Diff	S1 Tm	S2 Tm	S3 Tm
(6) Matej Preuss						
1	15:46:17.033	1:06.356	+16.639	24.649	20.144	21.563
2	15:47:46.284	5:29.251	+4:39.534	16.065	16.444	4:56.742
3	15:52:47.116	1:00.832	+11.115	22.777	18.165	19.890
4	15:53:37.984	50.868	+1.151	15.701	16.851	18.316
5	15:54:27.912	49.928	+0.211	15.252	16.372	18.304
6	15:55:17.850	49.938	+0.221	15.274	16.366	18.298
7	15:56:07.567	49.717		15.194	16.263	18.260

Lap	Time of Day	Lap Tm	Diff	S1 Tm	S2 Tm	S3 Tm
(10) Robert Kindervater						
1	15:47:18.026	1:00.958	+11.236	22.346	19.038	19.574
2	15:48:08.768	50.742	+1.020	15.411	16.502	18.829
3	15:51:48.330	3:39.562	+2:49.840	15.338	16.418	3:07.806
4	15:52:51.333	1:03.003	+13.281	24.691	19.111	19.201
5	15:53:41.284	49.951	+0.229	15.274	16.414	18.263
6	15:54:31.029	49.745	+0.023	15.237	16.378	18.130
7	15:55:20.751	49.722		15.163	16.353	18.206
8	15:56:11.324	50.573	+0.851	15.474	16.602	18.497

Lap	Time of Day	Lap Tm	Diff	S1 Tm	S2 Tm	S3 Tm
(58) Marek Skrivan						
1	15:49:41.501	1:01.372	+11.559	23.683	18.486	19.203
2	15:50:32.560	51.059	+1.246	15.831	16.633	18.595
3	15:51:22.799	50.239	+0.426	15.315	16.505	18.419
4	15:52:12.914	50.115	+0.302	15.285	16.449	18.381
5	15:53:02.910	49.996	+0.183	15.198	16.511	18.287
6	15:53:52.973	50.063	+0.250	15.171	16.501	18.391
7	15:54:42.993	50.020	+0.207	15.249	16.493	18.278
8	15:55:32.955	49.962	+0.149	15.230	16.410	18.322
9	15:56:22.768	49.813		15.200	16.401	18.212

Lap	Time of Day	Lap Tm	Diff	S1 Tm	S2 Tm	S3 Tm
(5) Daniel Stell						
1	15:51:18.894	1:16.268	+26.418	33.552	22.023	20.693
2	15:52:10.854	51.960	+2.110	16.671	16.996	18.293
3	15:53:00.704	49.850		15.216	16.349	18.285
4	15:53:53.984	53.280	+3.430	15.387	19.629	18.264
5	15:54:43.985	50.001	+0.151	15.345	16.385	18.271
6	15:55:34.007	50.022	+0.172	15.360	16.361	18.301
7	15:56:26.437	52.430	+2.580	17.239	17.011	18.180

Lap	Time of Day	Lap Tm	Diff	S1 Tm	S2 Tm	S3 Tm
(54) Dion van Werven						
1	15:48:20.218	57.728	+7.651	20.431	17.981	19.316
2	15:49:11.179	50.961	+0.884	15.728	16.662	18.571
3	15:50:01.599	50.420	+0.343	15.363	16.572	18.485
4	15:51:58.087	1:56.488	+1:06.411	15.386	16.883	1:24.219
5	15:52:55.271	57.184	+7.107	19.646	18.243	19.295
6	15:54:12.925	1:17.654	+27.577	15.267	16.521	45.866
7	15:55:08.432	55.507	+5.430	19.064	17.021	19.422
8	15:55:58.685	50.253	+0.176	15.351	16.496	18.406
9	15:56:48.762	50.077		15.300	16.426	18.351

Lap	Time of Day	Lap Tm	Diff	S1 Tm	S2 Tm	S3 Tm
(36) Tommie van der Struijs						
1	15:48:56.186	1:07.290	+17.091	25.674	20.507	21.109
2	15:49:48.418	52.232	+2.033	16.400	16.734	19.098
3	15:50:41.110	52.692	+2.493	15.812	17.462	19.418
4	15:51:33.132	52.022	+1.823	16.740	16.646	18.636
5	15:52:23.665	50.533	+0.334	15.397	16.575	18.561
6	15:53:14.276	50.611	+0.412	15.357	16.591	18.663
7	15:54:06.180	51.904	+1.705	16.578	16.735	18.591
8	15:54:56.753	50.573	+0.374	15.395	16.641	18.537
9	15:55:49.755	53.002	+2.803	15.540	17.350	20.112
10	15:56:39.954	50.199		15.275	16.476	18.448

Lap	Time of Day	Lap Tm	Diff	S1 Tm	S2 Tm	S3 Tm
(96) Norton Andreasson						

Lap	Time of Day	Lap Tm	Diff	S1 Tm	S2 Tm	S3 Tm
1	15:50:43.479	1:08.490	+18.282	31.522	17.585	19.383
2	15:51:34.086	50.607	+0.399	15.607	16.506	18.494
3	15:52:24.294	50.208		15.319	16.379	18.510
4	15:53:14.844	50.550	+0.342	15.331	16.615	18.604
5	15:54:05.337	50.493	+0.285	15.490	16.561	18.442
6	15:54:55.818	50.481	+0.273	15.379	16.570	18.532
7	15:55:46.299	56.881	+6.673	21.860	16.554	18.467
8	15:56:36.989	50.290	+0.082	15.357	16.415	18.518

Lap	Time of Day	Lap Tm	Diff	S1 Tm	S2 Tm	S3 Tm
(7) Jayden Thien						
1	15:49:34.140	1:07.323	+17.023	26.969	20.058	20.296
2	15:50:25.038	50.898	+0.598	15.730	16.551	18.617
3	15:51:15.446	50.408	+0.108	15.490	16.550	18.368
4	15:52:05.754	50.308	+0.008	15.413	16.512	18.383
5	15:52:56.304	50.550	+0.250	15.407	16.507	18.636
6	15:53:46.623	50.319	+0.019	15.384	16.456	18.479
7	15:54:36.923	50.300		15.319	16.513	18.468
8	15:55:27.265	50.342	+0.042	15.364	16.523	18.455

Lap	Time of Day	Lap Tm	Diff	S1 Tm	S2 Tm	S3 Tm
(64) Jelte Bouma						
1	15:46:43.007	59.065	+8.724	23.046	17.177	18.842
2	15:47:34.016	51.009	+0.668	15.580	16.697	18.732
3	15:48:24.815	50.799	+0.458	15.603	16.582	18.614
4	15:51:49.118	3:24.303	+2:33.962	15.583	16.669	2:52.051
5	15:52:51.583	1:02.465	+12.124	24.210	19.080	19.175
6	15:53:42.160	50.577	+0.236	15.506	16.531	18.540
7	15:54:32.501	50.341		15.341	16.553	18.447
8	15:55:22.870	50.369	+0.028	15.393	16.471	18.505
9	15:56:13.288	50.418	+0.077	15.419	16.535	18.464

Lap	Time of Day	Lap Tm	Diff	S1 Tm	S2 Tm	S3 Tm
(46) Jiri Safranek						
1	15:49:41.841	1:00.873	+10.395	23.150	18.397	19.326
2	15:50:32.854	51.013	+0.535	15.885	16.547	18.581
3	15:51:23.403	50.549	+0.071	15.426	16.566	18.557
4	15:52:13.881	50.478		15.430	16.553	18.495
5	15:53:04.477	50.596	+0.118	15.384	16.619	18.593
6	15:53:55.209	50.732	+0.254	15.493	16.568	18.671
7	15:54:45.868	50.659	+0.181	15.447	16.552	18.660
8	15:55:36.599	50.731	+0.253	15.581	16.612	18.538
9	15:56:27.199	50.600	+0.122	15.428	16.613	18.559

Lap	Time of Day	Lap Tm	Diff	S1 Tm	S2 Tm	S3 Tm
(8) Julian Kamen						
1	15:49:21.947	1:10.149	+19.648	27.030	20.898	22.221
2	15:50:18.880	56.933	+6.432	18.537	18.439	19.957
3	15:51:16.122	57.242	+6.741	17.371	18.499	21.372
4	15:52:06.765	50.643	+0.142	15.530	16.459	18.654
5	15:52:57.335	50.570	+0.069	15.443	16.494	18.633
6	15:53:48.274	50.939	+0.438	15.473	16.498	18.968
7	15:54:40.562	52.288	+1.787	16.679	16.922	18.687
8	15:55:31.063	50.501		15.461	16.512	18.528

Lap	Time of Day	Lap Tm	Diff	S1 Tm	S2 Tm	S3 Tm
(9) Simon Billman						
1	15:46:52.725	1:04.764	+14.244	26.668	18.749	19.347
2	15:47:43.491	50.766	+0.246	15.641	16.512	18.613
3	15:48:34.032	50.541	+0.021	15.470	16.544	18.527
4	15:49:24.669	50.637	+0.117	15.428	16.599	18.610
5	15:					

ADAC Kartrennen Cheb

KZ2

Cheb 1,202 Km

Test Session 4

29.05.2026 15:45

Practice (11:00 Time) started at 15:45:00

Lap	Time of Day	Lap Tm	Diff	S1 Tm	S2 Tm	S3 Tm	Lap	Time of Day	Lap Tm	Diff	S1 Tm	S2 Tm	S3 Tm
11	15:54:50.861	51.295	+0.235	15.621	16.888	18.786							
12	15:55:41.995	51.134	+0.074	15.588	16.755	18.791							

ADAC Kartrennen Cheb

KZ2 / Test Session 5

Track: Cheb - 1.202 km
 Session Started: 17:15:00
 Best Lap by: 5 - Daniel Stell - 49.197

Rank	#	Driver	Nat	Sponsor Competitor	Nat	Driver-License Com-Licence	Equipment	laps	Best Lap	Diff	In Lap	Penalty
1	5	Daniel Stell	DEU	Kartshop Ampfing	DEU	10858 66030	Birelart /TM/VEGA	4	49.197		3	
2	58	Marek Skrivan	CZE	TB Racing Team	DEU	26AS0071 38262	Sodi /TM/VEGA	10	49.301	0.104	9	
3	54	Dion van Werven	NLD	CS Competition	BEL	49844 918102	Sodi /TM/VEGA	10	49.357	0.160	10	
4	96	Norton Andreasson	SWE	TB Racing Team	DEU	80644 38262	Sodi /TM/VEGA	9	49.473	0.276	7	
5	7	Jayden Thien	NLD	CS Competition	BEL	44530 917665	Sodi /TM/VEGA	9	49.502	0.305	7	
6	3	Emilien Denner	FRA	Formula K SRP Factory Team	DEU	139214 48701	IPK /TM/VEGA	10	49.514	0.317	5	
7	9	Simon Billman	SWE	Solgat Motorsport	DEU	87167 66799	Birelart /TM/VEGA	8	49.555	0.358	7	
8	6	Matej Preuss	CZE	Formula K SRP Factory Team	DEU	26AS0210 48701	IPK /TM/VEGA	12	49.759	0.562	7	
9	10	Robert Kindervater	DEU	Formula K SRP Factory Team	DEU	24990 48701	IPK /TM/VEGA	11	49.852	0.655	7	
10	36	Tommie van der Struijs	NLD	MP Karting	NLD	42819 13058022	Henza Kart /TM/VEGA	5	49.899	0.702	5	
11	8	Julian Kamen	NLD	CS Competition	BEL	43625 917665	Sodi /TM/VEGA	9	50.018	0.821	7	
12	46	Jiri Safranek	CZE	Jiri Safranek	CZE	26AS1610 26AS1610	Sodi /TM/VEGA	11	50.337	1.140	11	
13	64	Jelte Bouma	NLD	Jelte Bouma	NLD	52400 52400	Croc Promotion /TM/VEGA	8	50.488	1.291	4	
14	76	Matthy Vandebroek	DEU	VDB Kart Racing	DEU	11491 66002	Birelart /TM/VEGA	12	50.594	1.397	8	

Timekeeper
M.Riehmers

Race Director
K.Meinhardt

ADAC Kartrennen Cheb

KZ2

Cheb 1,202 Km

Test Session 5

29.05.2026 17:15

Practice (11:00 Time) started at 17:15:00

Lap	Time of Day	Lap Tm	Diff	S1 Tm	S2 Tm	S3 Tm
(5) Daniel Stell						
1	17:23:22.352	1:14.592	+25.395	28.253	21.742	24.597
2	17:24:17.544	55.192	+5.995	18.521	18.116	18.555
3	17:25:06.741	49.197		15.081	16.091	18.025
4	17:26:07.101	1:00.360	+11.163	18.902	21.209	20.249
(58) Marek Skrivan						
1	17:16:02.292	54.767	+5.466	18.098	17.374	19.295
2	17:16:52.864	50.572	+1.271	15.460	16.529	18.583
3	17:17:43.202	50.338	+1.037	15.348	16.430	18.560
4	17:18:33.172	49.970	+0.669	15.236	16.474	18.260
5	17:19:49.023	3:15.851	+2:26.550	15.283	16.510	2:44.058
6	17:22:48.089	59.066	+9.765	22.025	17.879	19.162
7	17:23:37.862	49.773	+0.472	15.318	16.196	18.259
8	17:24:27.166	49.304	+0.003	15.043	16.145	18.116
9	17:25:16.467	49.301		15.022	16.126	18.153
10	17:26:06.480	50.013	+0.712	15.062	16.191	18.760
(54) Dion van Werven						
1	17:16:03.594	54.533	+5.176	18.020	17.593	18.920
2	17:16:53.989	50.395	+1.038	15.449	16.492	18.454
3	17:17:44.463	50.474	+1.117	15.363	16.578	18.533
4	17:18:34.706	50.243	+0.886	15.361	16.498	18.384
5	17:19:24.864	50.158	+0.801	15.257	16.507	18.394
6	17:22:10.236	3:22.372	+2:33.015	15.243	16.464	2:50.665
7	17:23:46.967	59.731	+10.374	22.616	17.804	19.311
8	17:24:40.185	53.218	+3.861	17.860	17.004	18.354
9	17:25:29.614	49.429	+0.072	15.118	16.178	18.133
10	17:26:18.971	49.357		15.042	16.194	18.121
(96) Norton Andreasson						
1	17:16:04.079	54.584	+5.111	18.574	17.123	18.887
2	17:16:54.592	50.513	+1.040	15.453	16.558	18.502
3	17:17:45.268	50.676	+1.203	15.517	16.530	18.629
4	17:22:10.261	4:24.993	+3:35.520	15.381	16.506	3:53.106
5	17:23:10.572	1:00.311	+10.838	23.712	17.748	18.851
6	17:24:00.456	49.884	+0.411	15.267	16.322	18.295
7	17:24:49.929	49.473		15.026	16.245	18.202
8	17:25:39.774	49.845	+0.372	15.255	16.318	18.272
9	17:26:29.697	49.923	+0.450	15.222	16.351	18.350
(7) Jayden Thien						
1	17:16:26.870	1:04.083	+14.581	24.126	19.952	20.005
2	17:17:17.396	50.526	+1.024	15.654	16.449	18.423
3	17:18:07.703	50.307	+0.805	15.387	16.514	18.406
4	17:21:54.853	3:47.150	+2:57.648	15.434	16.840	3:14.876
5	17:22:59.702	1:04.849	+15.347	22.832	20.256	21.761
6	17:23:51.604	51.902	+2.400	16.300	17.079	18.523
7	17:24:41.106	49.502		15.157	16.181	18.164
8	17:25:30.832	49.726	+0.224	15.196	16.250	18.280
9	17:26:20.464	49.632	+0.130	15.218	16.224	18.190
(3) Emilien Denner						
1	17:17:48.267	1:13.532	+24.018	27.299	21.917	24.316
2	17:18:46.373	58.106	+8.592	17.850	20.650	19.606
3	17:19:35.963	49.590	+0.076	15.232	16.193	18.165
4	17:20:25.554	49.591	+0.077	15.119	16.272	18.200
5	17:21:15.068	49.514		15.152	16.224	18.138
6	17:22:04.650	49.582	+0.068	15.110	16.257	18.215
7	17:22:57.946	53.296	+3.782	16.839	17.560	18.897
8	17:23:47.814	49.868	+0.354	15.175	16.341	18.352
9	17:24:37.652	49.838	+0.324	15.274	16.346	18.218
10	17:25:27.504	49.852	+0.338	15.247	16.378	18.227
(9) Simon Billman						
1	17:16:11.202	59.893	+10.338	22.279	18.344	19.270
2	17:17:02.212	51.010	+1.455	15.722	16.605	18.683
3	17:17:52.740	50.528	+0.973	15.468	16.528	18.532
4	17:22:00.074	4:07.334	+3:17.779	15.554	16.629	3:35.151
5	17:23:05.577	1:05.503	+15.948	22.051	22.989	20.463
6	17:23:56.993	51.416	+1.861	16.245	16.766	18.405
7	17:24:46.548	49.555		15.169	16.217	18.169
8	17:25:43.464	56.916	+7.361	21.018	17.513	18.385

Lap	Time of Day	Lap Tm	Diff	S1 Tm	S2 Tm	S3 Tm
(6) Matej Preuss						
1	17:17:37.570	1:10.676	+20.917	32.135	18.822	19.719
2	17:18:28.285	50.715	+0.956	15.647	16.634	18.434
3	17:19:18.603	50.318	+0.559	15.365	16.459	18.494
4	17:20:08.618	50.015	+0.256	15.255	16.400	18.360
5	17:20:58.634	50.016	+0.257	15.252	16.391	18.373
6	17:21:48.495	49.861	+0.102	15.170	16.312	18.379
7	17:22:38.254	49.759		15.143	16.351	18.265
8	17:23:28.349	50.095	+0.336	15.236	16.433	18.426
9	17:24:18.590	50.241	+0.482	15.336	16.484	18.421
10	17:25:08.783	50.193	+0.434	15.244	16.580	18.369
11	17:25:58.835	50.052	+0.293	15.316	16.421	18.315
12	17:26:48.847	50.012	+0.253	15.238	16.458	18.316
(10) Robert Kindervater						
1	17:17:40.790	1:11.653	+21.801	30.851	20.789	20.013
2	17:18:31.551	50.761	+0.909	15.578	16.675	18.508
3	17:19:21.806	50.255	+0.403	15.336	16.499	18.420
4	17:20:11.999	50.193	+0.341	15.214	16.433	18.546
5	17:21:02.031	50.032	+0.180	15.253	16.405	18.374
6	17:21:52.410	50.379	+0.527	15.220	16.843	18.316
7	17:22:42.262	49.852		15.189	16.303	18.360
8	17:23:32.338	50.076	+0.224	15.223	16.429	18.424
9	17:24:22.755	50.417	+0.565	15.331	16.676	18.410
10	17:25:13.380	55.625	+5.773	15.325	16.461	23.839
11	17:26:03.663	50.283	+0.431	15.381	16.532	18.370
(36) Tommie van der Struijs						
1	17:23:02.648	1:03.358	+13.459	22.042	19.948	21.368
2	17:23:54.868	52.220	+2.321	16.344	17.004	18.872
3	17:24:44.933	50.065	+0.166	15.244	16.422	18.399
4	17:25:34.960	50.027	+0.128	15.253	16.474	18.300
5	17:26:24.859	49.899		15.202	16.384	18.313
(8) Julian Kamen						
1	17:16:09.648	55.860	+6.842	20.047	17.454	19.359
2	17:17:01.019	51.371	+1.353	15.900	16.635	18.836
3	17:17:51.964	50.945	+0.927	15.652	16.609	18.684
4	17:21:52.937	4:00.973	+3:10.955	15.489	16.522	3:28.962
5	17:22:51.193	58.256	+8.238	21.192	17.691	19.373
6	17:23:41.678	50.485	+0.467	15.642	16.419	18.424
7	17:24:31.696	50.018		15.211	16.337	18.470
8	17:25:23.445	51.749	+1.731	15.334	17.550	18.865
9	17:26:13.533	50.088	+0.070	15.244	16.428	18.416
(46) Jiri Safranek						
1	17:18:14.705	1:01.618	+11.281	23.931	18.685	19.002
2	17:19:05.565	50.860	+0.523	15.564	16.672	18.634
3	17:19:55.954	50.389	+0.052	15.414	16.514	18.461
4	17:20:46.444	50.490	+0.153	15.349	16.607	18.534
5	17:21:37.023	50.579	+0.242	15.378	16.638	18.563
6	17:22:27.454	50.431	+0.094	15.370	16.530	18.531
7	17:23:18.289	50.835	+0.498	15.424	16.655	18.756
8	17:24:08.971	50.682	+0.345	15.369	16.665	18.648
9	17:25:04.016	55.045	+4.708	17.214	18.348	19.483
10	17:25:54.438	50.422	+0.085	15.439	16.478	18.505
11	17:26:44.775	50.337		15.391	16.473	18.473
(64) Jelte Bouma						
1	17:18:14.158	57.132	+6.644	20.462	17.715	18.955
2	17:19:04.958	50.800	+0.312	15.499	16.677	18.624
3	17:19:55.713	50.755	+0.267	15.539	16.605	18.611
4	17:20:46.201	50.488		15.385	16.549	18.554
5	17:21:36.742	50.541	+0.053	15.441	16.507	18.593
6	17:22:27.849	51.107	+0.619	15.860	16.635	18.612
7	17:23:18.697	50.848	+0.360	15.525	16.626	18.697
8	17:24:09.655	50.958	+0.470	15.560	16.627	18.771
(76) Matthy Vandebroek						
1	17:16:24.096	1:03.931	+13.337	21.571	19.714	22.646
2	17:17:16.682	52.586	+1.992	16.704	17.081	18.801
3	17:18:08.194	51.512	+0.918	15.541	17.265	18.706</

ADAC Kartrennen Cheb

KZ2

Cheb 1,202 Km

Test Session 5

29.05.2026 17:15

Practice (11:00 Time) started at 17:15:00

Lap	Time of Day	Lap Tm	Diff	S1 Tm	S2 Tm	S3 Tm	Lap	Time of Day	Lap Tm	Diff	S1 Tm	S2 Tm	S3 Tm
5	17:19:49.800	50.867	+0.273	15.535	16.717	18.615							
6	17:20:40.540	50.740	+0.146	15.471	16.589	18.680							
7	17:21:31.448	50.908	+0.314	15.478	16.758	18.672							
8	17:22:22.042	50.594		15.397	16.548	18.649							
9	17:23:13.525	51.483	+0.889	15.500	17.281	18.702							
10	17:24:04.347	50.822	+0.228	15.544	16.678	18.600							
11	17:24:55.402	51.055	+0.461	15.484	16.719	18.852							
12	17:25:46.388	50.986	+0.392	15.585	16.675	18.726							

ADAC Kartrennen Cheb

KZ2 / Free Practice

Track: Cheb - 1.202 km

Session Started: 9:55:00

Best Lap by: 96 - Norton Andreasson - 49.485

Rank	#	Driver	Nat	Sponsor Competitor	Nat	Driver-License Com-License	Equipment	laps	Best Lap	Diff	In Lap	Penalty
1	96	Norton Andreasson	SWE	TB Racing Team	DEU	80644 38262	Sodi /TM/VEGA	6	49.485		6	
2	58	Marek Skrivan	CZE	TB Racing Team	DEU	26AS0071 38262	Sodi /TM/VEGA	8	49.492	0.007	8	
3	3	Emilien Denner	FRA	Formula K SRP Factory Team	DEU	139214 48701	IPK /TM/VEGA	7	49.585	0.100	7	
4	7	Jayden Thien	NLD	CS Competition	BEL	44530 917665	Sodi /TM/VEGA	7	49.766	0.281	7	
5	6	Matej Preuss	CZE	Formula K SRP Factory Team	DEU	26AS0210 48701	IPK /TM/VEGA	7	49.836	0.351	7	
6	5	Daniel Stell	DEU	Kartshop Ampfing	DEU	10858 66030	Birelart /TM/VEGA	6	49.909	0.424	6	
7	54	Dion van Werven	NLD	CS Competition	BEL	49844 918102	Sodi /TM/VEGA	8	50.059	0.574	8	
8	46	Jiri Safranek	CZE	Jiri Safranek	CZE	26AS1610 26AS1610	Sodi /TM/VEGA	9	50.069	0.584	9	
9	36	Tommie van der Struijs	NLD	MP Karttracing	NLD	42819 13058022	Henza Kart /TM/VEGA	8	50.087	0.602	8	
10	10	Robert Kindervater	DEU	Formula K SRP Factory Team	DEU	24990 48701	IPK /TM/VEGA	7	50.219	0.734	7	
11	8	Julian Kamen	NLD	CS Competition	BEL	43625 917665	Sodi /TM/VEGA	7	50.445	0.960	7	
12	64	Jelte Bouma	NLD	Jelte Bouma	NLD	52400 52400	Croc Promotion /TM/VEGA	8	50.475	0.990	8	
13	9	Simon Billman	SWE	Solgat Motorsport	DEU	87167 66799	Birelart /TM/VEGA	5	50.531	1.046	3	
14	76	Matthy Vandebroek	DEU	VDB Kart Racing	DEU	11491 66002	Birelart /TM/VEGA	11	50.726	1.241	7	

 Timekeeper
M.Riehmers

 Race Director
K.Meinhardt

Page 1/1

These results are provisional until the conclusion of any judicial and technical matters!

K-15652/26

Printed: 30.05.2026 / 10:06

ADAC Kartrennen Cheb

KZ2

Cheb 1,202 Km

Free Practice

30.05.2026 09:55

Practice (10:00 Time) started at 9:55:00

Lap	Time of Day	Lap Tm	Diff	S1 Tm	S2 Tm	S3 Tm
(96) Norton Andreasson						
1	9:56:24.632	1:14.280	+24.795	28.986	23.240	22.054
2	9:57:16.447	51.815	+2.330	16.211	16.878	18.726
3	10:02:21.858	5:05.411	+4:15.926	15.785	16.884	4:32.742
4	10:03:26.887	1:05.029	+15.544	22.126	20.074	22.829
5	10:04:25.860	58.973	+9.488	21.983	18.398	18.592
6	10:05:15.345	49.485		15.145	16.210	18.130

(58) Marek Skrivan						
1	9:56:23.296	1:05.298	+15.806	23.286	20.994	21.018
2	9:57:15.530	52.234	+2.742	16.421	17.043	18.770
3	9:58:06.358	50.828	+1.336	15.599	16.658	18.571
4	10:01:59.254	3:52.896	+3:03.404	15.391	16.496	3:21.009
5	10:02:55.224	55.970	+6.478	19.728	17.315	18.927
6	10:03:45.106	49.882	+0.390	15.294	16.327	18.261
7	10:04:34.737	49.631	+0.139	15.248	16.313	18.150
8	10:05:24.229	49.492		15.110	16.256	18.126

(3) Emilien Denner						
1	9:56:27.091	1:13.958	+24.373	27.144	23.492	23.322
2	9:57:24.796	57.705	+8.120	18.032	18.645	21.028
3	10:02:07.817	4:43.021	+3:53.436	17.011	17.696	4:08.314
4	10:03:16.328	1:08.511	+18.926	25.235	20.751	22.525
5	10:04:09.744	53.416	+3.831	16.805	17.520	19.091
6	10:04:59.523	49.779	+0.194	15.249	16.322	18.208
7	10:05:49.108	49.585		15.135	16.256	18.194

(7) Jayden Thien						
1	9:56:27.173	1:18.728	+28.962	29.887	25.088	23.753
2	9:57:25.004	57.831	+8.065	18.244	18.650	20.937
3	9:58:19.854	54.850	+5.084	17.080	17.605	20.165
4	10:02:15.544	3:55.690	+3:05.924	16.567	17.027	3:22.096
5	10:03:22.345	1:06.801	+17.035	22.483	23.430	20.888
6	10:04:12.990	50.645	+0.879	15.697	16.526	18.422
7	10:05:02.756	49.766		15.264	16.301	18.201

(6) Matej Preuss						
1	9:56:25.167	1:17.772	+27.936	29.371	23.568	24.833
2	9:57:22.424	57.257	+7.421	18.270	18.466	20.521
3	10:02:01.188	4:38.764	+3:48.928	16.696	17.255	4:04.813
4	10:03:00.935	59.747	+9.911	19.453	17.250	23.044
5	10:03:52.482	51.547	+1.711	16.232	16.919	18.396
6	10:04:42.416	49.934	+0.098	15.257	16.465	18.212
7	10:05:32.252	49.836		15.196	16.400	18.240

(5) Daniel Stell						
1	9:56:31.191	1:18.911	+29.002	28.706	24.744	25.461
2	9:57:29.645	58.454	+8.545	18.833	18.685	20.936
3	10:02:10.490	4:40.845	+3:50.936	16.915	17.420	4:06.510
4	10:03:25.793	1:15.303	+25.394	27.135	25.070	23.098
5	10:04:18.983	53.190	+3.281	17.651	17.082	18.457
6	10:05:08.892	49.909		15.332	16.383	18.194

(54) Dion van Werven						
1	9:56:25.753	1:13.775	+23.716	26.650	23.482	23.643
2	9:57:24.237	58.484	+8.425	18.772	18.953	20.759
3	9:58:19.159	54.922	+4.863	16.981	17.894	20.047
4	9:59:12.548	53.389	+3.330	16.558	17.342	19.489
5	10:02:22.295	3:09.747	+2:19.688	16.859	17.096	2:35.792
6	10:03:24.504	1:02.209	+12.150	21.041	19.684	21.484
7	10:04:20.441	55.937	+5.878	20.111	17.156	18.670
8	10:05:10.500	50.059		15.365	16.420	18.274

(46) Jiri Safranek						
1	9:56:23.162	1:09.464	+19.395	25.886	21.918	21.660
2	9:57:16.088	52.926	+2.857	16.346	17.163	19.417
3	9:58:08.357	52.269	+2.200	16.366	17.113	18.790
4	9:58:59.217	50.860	+0.791	15.555	16.643	18.662
5	10:01:52.936	2:53.719	+2:03.650	15.721	16.810	2:21.188
6	10:02:55.963	1:03.027	+12.958	23.728	20.170	19.129
7	10:03:46.712	50.749	+0.680	15.558	16.675	18.516
8	10:04:37.151	50.439	+0.370	15.376	16.498	18.565
9	10:05:27.220	50.069		15.293	16.430	18.406

(36) Tommie van der Struijs						
1	9:56:22.893	1:13.067	+22.980	27.421	22.183	23.463
2	9:57:16.216	53.323	+3.236	17.272	17.034	19.017
3	9:58:07.908	51.692	+1.605	15.868	17.157	18.667
4	10:02:08.301	4:00.393	+3:10.306	15.511	16.672	3:28.210
5	10:03:16.472	1:08.171	+18.084	25.097	20.732	22.342
6	10:04:10.010	53.538	+3.451	16.876	17.442	19.220
7	10:05:00.262	50.252	+0.165	15.436	16.481	18.335
8	10:05:50.349	50.087		15.407	16.398	18.282

(10) Robert Kindervater						
1	9:56:27.510	1:18.185	+27.966	29.599	25.114	23.472
2	9:57:25.237	57.727	+7.508	18.175	18.649	20.903
3	10:02:03.268	4:38.031	+3:47.812	17.115	17.632	4:03.284
4	10:03:06.355	1:03.087	+12.868	22.374	19.736	20.977
5	10:03:59.138	52.783	+2.564	16.818	17.082	18.883
6	10:04:49.524	50.886	+0.167	15.436	16.504	18.446
7	10:05:39.743	50.219		15.311	16.457	18.451

(8) Julian Kamen						
1	9:56:28.186	1:15.601	+25.156	27.953	23.922	23.726
2	9:57:26.138	57.952	+7.507	18.479	19.007	20.466
3	9:58:20.536	54.398	+3.953	17.000	17.499	19.899
4	10:02:11.061	3:50.525	+3:00.080	16.909	17.285	3:16.331
5	10:03:16.811	1:05.750	+15.305	24.550	19.141	22.059
6	10:04:10.669	53.858	+3.413	17.068	17.351	19.439
7	10:05:01.114	50.445		15.408	16.521	18.516

(64) Jelte Bouma						
1	9:56:26.282	1:14.253	+23.778	28.855	22.991	22.407
2	9:57:18.068	52.786	+2.311	16.748	17.068	18.970
3	9:58:09.865	51.797	+1.322	15.945	17.079	18.773
4	10:02:04.354	3:54.489	+3:04.014	15.642	16.625	3:22.222
5	10:03:06.484	1:02.130	+11.655	21.560	19.663	20.907
6	10:03:59.325	52.841	+2.366	16.933	17.099	18.809
7	10:04:49.980	50.655	+0.180	15.608	16.564	18.483
8	10:05:40.455	50.475		15.432	16.499	18.544

(9) Simon Billman						
1	10:02:05.341	1:13.911	+23.380	28.002	22.231	23.678
2	10:02:58.989	53.648	+3.117	16.463	17.171	20.014
3	10:03:49.520	50.531		15.454	16.609	18.468
4	10:04:51.696	1:02.176	+11.645	20.769	22.654	18.753
5	10:05:42.433	50.737	+0.206	15.562	16.621	18.554

(76) Matthy Vandebroek						
1	9:56:28.554	1:12.109	+21.383	25.864	23.679	22.566
2	9:57:26.527	57.973	+7.247	18.402	18.862	20.709
3	9:58:20.981	54.454	+3.728	17.277	17.071	20.106
4	9:59:13.085	52.104	+1.378	15.772	16.914	19.418
5	10:00:04.459	51.374	+0.648	16.091	16.608	18.675
6	10:00:55.265	50.806	+0.080	15.539	16.606	18.661
7	10:01:45.991	50.726		15.506	16.600	18.620
8	10:02:36.796	50.805	+0.079	15.513	16.658	18.634
9	10:03:28.128	51.332	+0.606	15.514	16.907	18.911
10	10:04:21.116	52.988	+2.262	17.011	17.175	18.802
11	10:05:11.909	50.793	+0.067	15.516	16.617	18.660

ADAC Kartrennen Cheb

KZ2 / Qualifying Practice

Track: Cheb - 1.202 km

Session Started: 11:29:08

Best Lap by: 3 - Emilien Denner - 49.505

Rank	#	Driver	Nat	Sponsor Competitor	Nat	Driver-License Com-Licence	Equipment	laps	Best Lap	Diff	In Lap	Penalty
1	3	Emilien Denner	FRA	Formula K SRP Factory Team	DEU	139214 48701	IPK /TM/VEGA	4	49.505		4	
2	6	Matej Preuss	CZE	Formula K SRP Factory Team	DEU	26AS0210 48701	IPK /TM/VEGA	4	49.615	0.110	4	
3	58	Marek Skrivan	CZE	TB Racing Team	DEU	26AS0071 38262	Sodi /TM/VEGA	4	49.636	0.131	4	
4	5	Daniel Stell	DEU	Kartshop Ampfing	DEU	10858 66030	Birelart /TM/VEGA	4	49.781	0.276	3	
5	96	Norton Andreasson	SWE	TB Racing Team	DEU	80644 38262	Sodi /TM /VEGA	4	49.802	0.297	3	
6	54	Dion van Werven	NLD	CS Competition	BEL	49844 918102	Sodi /TM/VEGA	4	49.856	0.351	4	
7	10	Robert Kindervater	DEU	Formula K SRP Factory Team	DEU	24990 48701	IPK /TM/VEGA	4	49.877	0.372	4	
8	7	Jayden Thien	NLD	CS Competition	BEL	44530 917665	Sodi /TM/VEGA	4	49.986	0.481	4	
9	8	Julian Kamen	NLD	CS Competition	BEL	43625 917665	Sodi /TM/VEGA	4	50.110	0.605	4	
10	36	Tommie van der Struijs	NLD	MP Karting	NLD	42819 13058022	Henza Kart /TM/VEGA	4	50.134	0.629	4	
11	46	Jiri Safranek	CZE	Jiri Safranek	CZE	26AS1610 26AS1610	Sodi /TM/VEGA	7	50.167	0.662	7	
12	9	Simon Billman	SWE	Solgat Motorsport	DEU	87167 66799	Birelart /TM/VEGA	4	50.566	1.061	3	
13	76	Matthy Vandebroek	DEU	VDB Kart Racing	DEU	11491 66002	Birelart /TM/VEGA	6	50.709	1.204	6	
14	64	Jelte Bouma	NLD	Jelte Bouma	NLD	52400 52400	Croc Promotion /TM/VEGA	7	50.822	1.317	7	

Timekeeper
M.Riehmers

Race Director
K.Meinhardt

Page 1/1

These results are provisional until the conclusion of any judicial and technical matters!

K-15652/26

Printed: 30.05.2026 / 11:45

ADAC Kartrennen Cheb

KZ2

Cheb 1,202 Km

Qualifying Practice

30.05.2026 11:27

Qualifying (6:00 Time) started at 11:29:08

Lap	Time of Day	Lap Tm	Diff	S1 Tm	S2 Tm	S3 Tm
(3) Emilien Denner						
1	11:33:14.685	1:07.096	+17.591	24.721	20.360	22.015
2	11:34:08.413	53.728	+4.223	17.297	17.460	18.971
3	11:34:58.104	49.691	+0.186	15.206	16.300	18.185
4	11:35:47.609	49.505		15.089	16.253	18.163

(6) Matej Preuss						
1	11:33:14.882	1:06.633	+17.018	24.329	20.401	21.903
2	11:34:08.711	53.829	+4.214	17.329	17.396	19.104
3	11:34:58.601	49.890	+0.275	15.248	16.396	18.246
4	11:35:48.216	49.615		15.186	16.285	18.144

(58) Marek Skrivan						
1	11:33:03.069	1:04.662	+15.026	23.923	20.012	20.727
2	11:33:55.867	52.798	+3.162	16.783	17.169	18.846
3	11:34:45.612	49.745	+0.109	15.243	16.283	18.219
4	11:35:35.248	49.636		15.092	16.267	18.277

(5) Daniel Stell						
1	11:32:55.337	1:16.001	+26.220	31.279	22.661	22.061
2	11:33:49.697	54.360	+4.579	17.081	18.029	19.250
3	11:34:39.478	49.781		15.243	16.310	18.228
4	11:35:29.799	50.321	+0.540	15.365	16.641	18.315

(96) Norton Andreasson						
1	11:33:20.555	1:07.359	+17.557	26.090	19.395	21.874
2	11:34:14.128	53.573	+3.771	18.082	16.885	18.606
3	11:35:03.930	49.802		15.090	16.416	18.296
4	11:35:54.191	50.261	+0.459	15.457	16.430	18.374

(54) Dion van Werven						
1	11:33:15.452	1:06.034	+16.178	25.046	19.767	21.221
2	11:34:09.352	53.900	+4.044	17.285	17.573	19.042
3	11:34:59.509	50.157	+0.301	15.293	16.438	18.426
4	11:35:49.365	49.856		15.165	16.381	18.310

(10) Robert Kindervater						
1	11:33:15.238	1:06.509	+16.632	24.223	20.350	21.936
2	11:34:09.596	54.368	+4.481	17.265	17.622	19.471
3	11:34:59.708	50.112	+0.235	15.345	16.469	18.298
4	11:35:49.585	49.877		15.237	16.390	18.250

(7) Jayden Thien						
1	11:33:07.286	1:02.781	+12.795	23.377	19.372	20.032
2	11:33:57.931	50.645	+0.659	15.682	16.534	18.429
3	11:34:48.022	50.091	+0.105	15.344	16.357	18.390
4	11:35:38.008	49.986		15.233	16.405	18.348

(8) Julian Kamen						
1	11:33:07.956	1:02.561	+12.451	22.883	19.353	20.325
2	11:33:58.944	50.988	+0.878	15.779	16.528	18.681
3	11:34:49.223	50.279	+0.169	15.412	16.402	18.465
4	11:35:39.333	50.110		15.321	16.347	18.442

(36) Tommie van der Struijs						
1	11:33:15.579	1:05.529	+15.395	24.835	19.584	21.110
2	11:34:09.924	54.345	+4.211	17.347	17.563	19.435
3	11:35:00.224	50.300	+0.166	15.340	16.492	18.468
4	11:35:50.358	50.134		15.250	16.503	18.381

(46) Jiri Safranek						
1	11:30:31.296	1:04.773	+14.606	24.298	19.907	20.568
2	11:31:24.832	53.536	+3.369	16.924	17.680	18.932
3	11:32:15.437	50.605	+0.438	15.498	16.590	18.517
4	11:33:10.191	54.754	+4.587	17.565	17.722	19.467
5	11:34:00.748	50.557	+0.390	15.382	16.602	18.573
6	11:34:51.109	50.361	+0.194	15.313	16.515	18.533
7	11:35:41.276	50.167		15.260	16.520	18.387

(9) Simon Billman						
1	11:33:21.219	1:10.228	+19.662	28.953	19.299	21.976
2	11:34:15.179	53.960	+3.394	18.366	16.846	18.748
3	11:35:05.745	50.566		15.431	16.595	18.540

Lap	Time of Day	Lap Tm	Diff	S1 Tm	S2 Tm	S3 Tm
4	11:35:56.491	50.746	+0.180	15.719	16.567	18.460

(76) Matthy Vandebroek						
1	11:31:00.856	1:01.323	+10.614	21.849	18.892	20.582
2	11:31:53.273	52.417	+1.708	16.128	16.991	19.298
3	11:32:44.824	51.551	+0.842	15.818	16.880	18.853
4	11:33:35.704	50.880	+0.171	15.425	16.750	18.705
5	11:34:26.561	50.857	+0.148	15.392	16.744	18.721
6	11:35:17.270	50.709		15.362	16.672	18.675

(64) Jelte Bouma						
1	11:30:31.414	1:04.201	+13.379	23.877	19.878	20.446
2	11:31:25.057	53.643	+2.821	16.978	17.718	18.947
3	11:32:16.224	51.167	+0.345	15.694	16.814	18.659
4	11:33:10.424	54.200	+3.378	17.023	17.969	19.208
5	11:34:01.395	50.971	+0.149	15.564	16.715	18.692
6	11:34:52.365	50.970	+0.148	15.526	16.769	18.675
7	11:35:43.187	50.822		15.561	16.627	18.634

DKM Round 1 Track: Cheb (CZE) Edition 1
 Class: KZ2 Heat: Heat 1
 Date/Time: 30.05.2026 14:05 Laps: 13

	18	
	17	
	16	
	15	
	14	
	13	
	12	
	11	
	10	
	9	
	8	
Matthy Vandebroek	76	Birelart /TM/VEGA
	13	
Jiri Safranek	46	Sodi /TM/VEGA
	11	
Julian Kamen	8	Sodi /TM/VEGA
	9	
Robert Kindervater	10	IPK /TM/VEGA
	7	
Norton Andreasson	96	Sodi /TM /VEGA
	5	
Marek Skrivan	58	Sodi /TM/VEGA
	3	
Emilien Denner	3	IPK /TM/VEGA
	1	
	7	Jelte Bouma
	14	Croc Promotion /TM/VEGA
	6	Simon Billman
	12	Birelart /TM/VEGA
	5	Tommie van der Struijs
	10	Henza Kart /TM/VEGA
	4	Jayden Thien
	8	Sodi /TM/VEGA
	3	Dion van Werven
	6	Sodi /TM/VEGA
	2	Daniel Stell
	4	Birelart /TM/VEGA
	1	Matej Preuss
	2	IPK /TM/VEGA

Pole Position

printed 30.05.2026 11:51

DKM Round 1
 Class: KZ2
 Date/Time: 30.05.2026 16:10

Track: Cheb (CZE)
 Heat: Heat 2
 Laps: 13

Edition 1

	18	
	17	
	16	
	15	
	14	
	13	
	12	
	11	
	10	
	9	
	8	
Matthy Vandebroek	76	Birelart /TM/VEGA
	13	
Jiri Safranek	46	Sodi /TM/VEGA
	11	
Julian Kamen	8	Sodi /TM/VEGA
	9	
Robert Kindervater	10	IPK /TM/VEGA
	7	
Norton Andreasson	96	Sodi /TM /VEGA
	5	
Marek Skrivan	58	Sodi /TM/VEGA
	3	
Emilien Denner	3	IPK /TM/VEGA
	1	
Jelte Bouma	64	Croc Promotion /TM/VEGA
	14	
Simon Billman	9	Birelart /TM/VEGA
	12	
Tommie van der Struijs	36	Henza Kart /TM/VEGA
	10	
Jayden Thien	7	Sodi /TM/VEGA
	8	
Dion van Werven	54	Sodi /TM/VEGA
	6	
Daniel Stell	5	Birelart /TM/VEGA
	4	
Matej Preuss	6	IPK /TM/VEGA
	2	

Pole Position

printed 30.05.2026 11:51

ADAC Kartrennen Cheb

KZ2

Cheb 1,202 Km

Qualifying Heat 1 Rev 1

30.05.2026 14:05


Race (13 Laps)

50.822 64 Jelte Bouma
14
50.566 9 Simon Billman
12
50.134 36 Tommie van der Struijs
10
49.986 7 Jayden Thien
8
49.856 54 Dion van Werven
6
49.781 5 Daniel Stell
4
49.615 6 Matej Preuss
2

50.709 76 Matthy Vandebroek
13
50.167 46 Jiri Safranek
11
50.110 8 Julian Kamen
9
49.877 10 Robert Kindervater
7
49.802 96 Norton Andreasson
5
49.636 58 Marek Skrivan
3
49.505 3 Emilien Denner
1

7
6
5
4
3
2
1

POLE POSITION



Orbits

ADAC Kartrennen Cheb

KZ2

Cheb 1,202 Km

Qualifying Heat 2 Rev 1

30.05.2026 16:10


Race (13 Laps)

50.822 64 Jelte Bouma	14
50.566 9 Simon Billman	12
50.134 36 Tommie van der Struijs	10
49.986 7 Jayden Thien	8
49.856 54 Dion van Werven	6
49.781 5 Daniel Stell	4
49.615 6 Matej Preuss	2

50.709 76 Matthy Vandebroek	13
50.167 46 Jiri Safranek	11
50.110 8 Julian Kamen	9
49.877 10 Robert Kindervater	7
49.802 96 Norton Andreasson	5
49.636 58 Marek Skrivan	3
49.505 3 Emilien Denner	1

7
6
5
4
3
2
1

POLE POSITION



Orbits

ADAC Kartrennen Cheb

KZ2 / Qualifying Heat 1

Track: Cheb - 1.202 km

Race Started: 14:20:48

Best Lap by: 58 - Marek Skrivan - 49.594

Rank	#	Driver	Nat	Sponsor Competitor	Nat	Driver-License Com-Licence	Equipment	laps	T. Time Diff	Best Lap	Penalty	Points
1	3	Daniel Stell	DEU	Kartshop Ampfing	DEU	10858 66030	Birelart /TM/VEGA	13	10:53.680 4.338	49.924		50
2	-1	Emilien Denner	FRA	Formula K SRP Factory Team	DEU	139214 48701	IPK /TM/VEGA	13	10:58.018 5.003	49.955	+ 5 sec	44
3	-1	Matej Preuss	CZE	Formula K SRP Factory Team	DEU	26AS0210 48701	IPK /TM/VEGA	13	10:58.683 5.003	49.965		41
4	-1	Marek Skrivan	CZE	TB Racing Team	DEU	26AS0071 38262	Sodi /TM/VEGA	13	11:00.499 6.819	49.594	+ 5 sec	38
5	3	Jayden Thien	NLD	CS Competition	BEL	44530 917665	Sodi /TM/VEGA	13	11:03.349 9.669	50.293		36
6	0	Dion van Werven	NLD	CS Competition	BEL	49844 918102	Sodi /TM/VEGA	13	11:05.628 11.948	50.588		34
7	0	Robert Kindervater	DEU	Formula K SRP Factory Team	DEU	24990 48701	IPK /TM/VEGA	13	11:05.718 12.038	50.172		32
8	-3	Norton Andreasson	SWE	TB Racing Team	DEU	80644 38262	Sodi /TM /VEGA	13	11:05.971 12.291	50.346		30
9	0	Julian Kamen	NLD	CS Competition	BEL	43625 917665	Sodi /TM/VEGA	13	11:07.698 14.018	50.541		28
10	0	Tommie van der Struijs	NLD	MP Kartracing	NLD	42819 13058022	Henza Kart /TM/VEGA	13	11:08.002 14.322	50.462		27
11	1	Simon Billman	SWE	Solgat Motorsport	DEU	87167 66799	Birelart /TM/VEGA	13	11:08.928 15.248	50.478		26
12	-1	Jiri Safranek	CZE	Jir Safranek	CZE	26AS1610 26AS1610	Sodi /TM/VEGA	13	11:09.182 15.502	50.491		25
13	0	Matthy Vandebroek	DEU	VDB Kart Racing	DEU	11491 66002	Birelart /TM/VEGA	13	11:09.911 16.231	50.730		24
14	0	Jelte Bouma	NLD	Jelte Bouma	NLD	52400 52400	Croc Promotion /TM/VEGA	13	11:11.338 17.658	50.774		23

Announcements

#3 + 5 sec. time penalty (jump start)

#58 time penalty 5 sec. (front fairing)

 Timekeeper
M.Riehmers

 Race Director
K.Meinhardt

Page 1/1

These results are provisional until the conclusion of any judicial and technical matters!

K-15652/26

Printed: 30.05.2026 / 14:57

ADAC Kartrennen Cheb

KZ2

Cheb 1,202 Km

Qualifying Heat 1

30.05.2026 14:05

Race (13 Laps) started at 14:20:48

Lap	Time of Day	Lap Tm	Diff	S1 Tm	S2 Tm	S3 Tm
(5) Daniel Stell						
1	14:21:40.514	51.783	+1.859	16.524	16.694	18.565
2	14:22:31.028	50.514	+0.590	15.450	16.642	18.422
3	14:23:21.371	50.343	+0.419	15.361	16.646	18.336
4	14:24:11.491	50.120	+0.196	15.294	16.489	18.337
5	14:25:01.452	49.961	+0.037	15.216	16.427	18.318
6	14:25:51.440	49.988	+0.064	15.193	16.423	18.372
7	14:26:41.460	50.020	+0.096	15.279	16.422	18.319
8	14:27:31.432	49.972	+0.048	15.170	16.442	18.360
9	14:28:21.692	50.260	+0.336	15.353	16.459	18.448
10	14:29:11.763	50.071	+0.147	15.255	16.389	18.427
11	14:30:02.045	50.282	+0.358	15.466	16.472	18.344
12	14:30:51.969	49.924		15.259	16.383	18.282
13	14:31:42.102	50.133	+0.209	15.278	16.492	18.363

Lap	Time of Day	Lap Tm	Diff	S1 Tm	S2 Tm	S3 Tm
(3) Emilien Denner						
1	14:21:39.924	51.502	+1.547	16.294	16.589	18.619
2	14:22:30.539	50.615	+0.660	15.540	16.688	18.387
3	14:23:20.914	50.375	+0.420	15.475	16.549	18.351
4	14:24:11.069	50.155	+0.200	15.280	16.491	18.384
5	14:25:01.030	49.961	+0.006	15.247	16.405	18.309
6	14:25:51.140	50.110	+0.155	15.236	16.438	18.436
7	14:26:41.183	50.043	+0.088	15.331	16.395	18.317
8	14:27:31.186	50.003	+0.048	15.175	16.429	18.399
9	14:28:21.352	50.166	+0.211	15.275	16.466	18.425
10	14:29:11.360	50.008	+0.053	15.240	16.381	18.387
11	14:30:01.405	50.045	+0.090	15.211	16.417	18.357
12	14:30:51.360	49.955		15.174	16.398	18.383
13	14:31:41.440	50.080	+0.125	15.290	16.383	18.407

Lap	Time of Day	Lap Tm	Diff	S1 Tm	S2 Tm	S3 Tm
(6) Matej Preuss						
1	14:21:41.579	53.070	+3.106	17.151	17.235	18.684
2	14:22:32.288	50.709	+0.744	15.465	16.732	18.522
3	14:23:24.092	51.804	+1.839	16.191	16.960	18.653
4	14:24:14.778	50.686	+0.721	15.347	16.588	18.751
5	14:25:06.206	51.428	+1.463	15.942	17.117	18.369
6	14:25:56.238	50.032	+0.067	15.206	16.501	18.325
7	14:26:46.302	50.064	+0.099	15.231	16.444	18.389
8	14:27:36.559	50.257	+0.292	15.290	16.483	18.484
9	14:28:26.652	50.093	+0.128	15.248	16.472	18.373
10	14:29:16.617	49.965		15.186	16.439	18.340
11	14:30:06.774	50.157	+0.192	15.237	16.496	18.424
12	14:30:56.892	50.118	+0.153	15.293	16.430	18.395
13	14:31:47.105	50.213	+0.248	15.329	16.428	18.456

Lap	Time of Day	Lap Tm	Diff	S1 Tm	S2 Tm	S3 Tm
(58) Marek Skrivan						
1	14:21:41.859	53.153	+3.559	17.091	17.209	18.853
2	14:22:32.427	50.568	+0.974	15.501	16.657	18.410
3	14:23:24.351	51.924	+2.330	16.164	16.913	18.847
4	14:24:14.848	50.497	+0.903	15.270	16.510	18.717
5	14:25:05.482	50.634	+1.040	15.655	16.638	18.341
6	14:25:55.410	49.928	+0.334	15.132	16.487	18.309
7	14:26:45.230	49.820	+0.226	15.170	16.370	18.280
8	14:27:35.131	49.901	+0.307	15.182	16.412	18.307
9	14:28:25.007	49.876	+0.282	15.171	16.396	18.309
10	14:29:14.853	49.846	+0.252	15.167	16.386	18.293
11	14:30:04.619	49.766	+0.172	15.178	16.372	18.216
12	14:30:54.327	49.708	+0.114	15.145	16.337	18.226
13	14:31:43.921	49.594		15.114	16.309	18.171

Lap	Time of Day	Lap Tm	Diff	S1 Tm	S2 Tm	S3 Tm
(7) Jayden Thien						
1	14:21:42.642	53.491	+3.198	17.208	17.425	18.858
2	14:22:34.158	51.516	+1.223	16.023	16.734	18.759
3	14:23:24.875	50.717	+0.424	15.512	16.705	18.500
4	14:24:15.975	51.100	+0.807	15.766	16.648	18.686
5	14:25:06.813	50.898	+0.545	15.355	16.774	18.709
6	14:25:57.467	50.654	+0.361	15.353	16.550	18.751
7	14:26:47.760	50.293		15.381	16.499	18.413
8	14:27:38.183	50.423	+0.130	15.311	16.547	18.565
9	14:28:28.585	50.402	+0.109	15.378	16.500	18.524
10	14:29:19.463	50.878	+0.585	15.431	16.732	18.715
11	14:30:10.194	50.731	+0.438	15.448	16.586	18.697
12	14:31:00.815	50.621	+0.328	15.410	16.535	18.676

Lap	Time of Day	Lap Tm	Diff	S1 Tm	S2 Tm	S3 Tm
(54) Dion van Werven						
13	14:31:51.771	50.956	+0.663	15.426	16.589	18.941
1	14:21:42.427	53.378	+2.790	17.104	17.377	18.897
2	14:22:33.909	51.482	+0.894	15.946	16.839	18.697
3	14:23:24.734	50.825	+0.237	15.439	16.739	18.647
4	14:24:15.551	50.817	+0.229	15.580	16.668	18.569
5	14:25:06.548	50.997	+0.409	15.427	17.002	18.568
6	14:25:57.711	51.163	+0.575	15.343	16.622	19.198
7	14:26:49.376	51.665	+1.077	16.030	16.814	18.821
8	14:27:40.314	50.938	+0.350	15.647	16.642	18.649
9	14:28:31.330	51.016	+0.428	15.583	16.747	18.686
10	14:29:21.945	50.615	+0.027	15.374	16.612	18.629
11	14:30:12.533	50.558		15.405	16.680	18.503
12	14:31:03.168	50.635	+0.047	15.341	16.560	18.734
13	14:31:54.050	50.882	+0.294	15.273	16.547	19.062

Lap	Time of Day	Lap Tm	Diff	S1 Tm	S2 Tm	S3 Tm
(10) Robert Kindervater						
1	14:21:43.406	53.547	+3.375	17.327	17.297	18.923
2	14:22:34.904	51.498	+1.326	15.868	16.994	18.636
3	14:23:25.615	50.711	+0.539	15.455	16.674	18.582
4	14:24:16.894	51.279	+1.107	15.493	16.667	19.119
5	14:25:07.274	50.380	+0.208	15.387	16.480	18.513
6	14:25:57.890	50.616	+0.444	15.377	16.511	18.728
7	14:26:49.484	51.594	+1.422	15.967	16.899	18.728
8	14:27:41.362	51.878	+1.706	15.679	17.007	19.192
9	14:28:32.050	50.688	+0.516	15.669	16.515	18.504
10	14:29:22.222	50.172		15.257	16.489	18.426
11	14:30:12.745	50.523	+0.351	15.345	16.645	18.533
12	14:31:03.372	50.627	+0.455	15.346	16.482	18.799
13	14:31:54.140	50.768	+0.596	15.327	16.428	19.013

Lap	Time of Day	Lap Tm	Diff	S1 Tm	S2 Tm	S3 Tm
(96) Norton Andreasson						
1	14:21:42.331	53.315	+2.969	16.986	17.362	18.967
2	14:22:34.409	52.078	+1.732	16.507	16.874	18.697
3	14:23:25.169	50.760	+0.414	15.442	16.708	18.610
4	14:24:16.228	51.059	+0.713	15.626	16.647	18.786
5	14:25:07.097	50.869	+0.523	15.368	16.658	18.843
6	14:25:57.789	50.692	+0.346	15.267	16.553	18.872
7	14:26:49.735	51.946	+1.600	15.845	16.770	19.331
8	14:27:41.285	51.550	+1.204	15.563	16.756	19.231
9	14:28:32.565	51.280	+0.934	15.914	16.704	18.662
10	14:29:23.072	50.507	+0.161	15.339	16.644	18.524
11	14:30:13.418	50.346		15.304	16.572	18.470
12	14:31:03.862	50.444	+0.098	15.330	16.479	18.635
13	14:31:54.393	50.531	+0.185	15.335	16.549	18.647

Lap	Time of Day	Lap Tm	Diff	S1 Tm	S2 Tm	S3 Tm
(8) Julian Kamen						
1	14:21:44.523	54.018	+3.477	17.146	17.423	19.449
2	14:22:36.701	52.178	+1.637	15.690	17.549	18.939
3	14:23:27.430	50.729	+0.188	15.522	16.574	18.633
4	14:24:18.265	50.835	+0.294	15.615	16.552	18.668
5	14:25:08.866	50.601	+0.060	15.447	16.536	18.618
6	14:25:59.407	50.541		15.433	16.507	18.601
7	14:26:50.464	51.057	+0.516	15.472	16.904	18.681
8	14:27:41.526	51.062	+0.521	15.434	16.896	18.732
9	14:28:32.695	51.169	+0.628	15.850	16.642	18.677
10	14:29:23.323	50.628	+0.087	15.446	16.555	18.627
11	14:30:14.044	50.721	+0.180	15.396	16.497	18.828
12	14:31:05.239	51.195	+0.654	15.357	16.709	19.129
13	14:31:56.120	50.881	+0.340	15.479	16.614	18.788

Lap	Time of Day	Lap Tm	Diff	S1 Tm	S2 Tm	S3 Tm
(36) Tommie van der Struijs						
1	14:21:43.027	53.647	+3.185	17.334	17.302	19.011
2	14:22:34.629	51.602	+1.140	16.079	16.904	18.619
3	14:23:25.383	50.754	+0.292	15.512	16.708	18.534
4	14:24:16.826	51.443	+0.981	15.563	16.748	19.132
5	14:25:07.828	51.002	+0.540	15.858	16.628	18.516
6	14:25:58.290					

ADAC Kartrennen Cheb

KZ2

Cheb 1,202 Km

Qualifying Heat 1

30.05.2026 14:05

Race (13 Laps) started at 14:20:48

Lap	Time of Day	Lap Tm	Diff	S1 Tm	S2 Tm	S3 Tm	Lap	Time of Day	Lap Tm	Diff	S1 Tm	S2 Tm	S3 Tm
12	14:31:05.391	51.137	+0.675	15.411	16.546	19.180							
13	14:31:56.424	51.033	+0.571	15.501	16.615	18.917							
(9) Simon Billman													
1	14:21:43.301	53.627	+3.149	17.238	17.423	18.966							
2	14:22:35.191	51.890	+1.412	16.141	17.001	18.748							
3	14:23:26.123	50.932	+0.454	15.585	16.710	18.637							
4	14:24:17.055	50.932	+0.454	15.530	16.680	18.722							
5	14:25:08.227	51.172	+0.694	15.864	16.798	18.510							
6	14:25:58.705	50.478		15.468	16.514	18.496							
7	14:26:51.751	53.046	+2.568	15.537	17.964	19.545							
8	14:27:42.617	50.866	+0.388	15.641	16.741	18.484							
9	14:28:33.733	51.116	+0.638	15.574	16.720	18.822							
10	14:29:25.235	51.502	+1.024	15.799	16.827	18.876							
11	14:30:16.007	50.772	+0.294	15.510	16.716	18.546							
12	14:31:06.648	50.641	+0.163	15.472	16.578	18.591							
13	14:31:57.350	50.702	+0.224	15.430	16.552	18.720							
(46) Jiri Safranek													
1	14:21:44.947	54.796	+4.305	18.017	17.592	19.187							
2	14:22:37.178	52.231	+1.740	15.719	17.449	19.063							
3	14:23:28.426	51.248	+0.757	15.901	16.718	18.629							
4	14:24:18.919	50.493	+0.002	15.375	16.542	18.576							
5	14:25:09.456	50.537	+0.046	15.277	16.626	18.634							
6	14:26:00.251	50.795	+0.304	15.322	16.732	18.741							
7	14:26:51.924	51.673	+1.182	15.643	16.548	19.482							
8	14:27:42.870	50.946	+0.455	15.593	16.776	18.577							
9	14:28:33.896	51.026	+0.535	15.477	16.666	18.883							
10	14:29:25.456	51.560	+1.069	15.757	16.774	19.029							
11	14:30:16.327	50.871	+0.380	15.556	16.702	18.613							
12	14:31:06.818	50.491		15.368	16.589	18.534							
13	14:31:57.604	50.786	+0.295	15.421	16.729	18.636							
(76) Matthy Vandebroek													
1	14:21:43.984	53.908	+3.178	16.981	17.779	19.148							
2	14:22:35.632	51.648	+0.918	15.796	16.937	18.915							
3	14:23:26.654	51.022	+0.292	15.487	16.750	18.785							
4	14:24:17.559	50.905	+0.175	15.478	16.727	18.700							
5	14:25:08.693	51.134	+0.404	15.587	16.814	18.733							
6	14:26:00.201	51.508	+0.778	15.906	16.716	18.886							
7	14:26:52.073	51.872	+1.142	16.071	16.800	19.001							
8	14:27:43.402	51.329	+0.599	15.713	16.895	18.721							
9	14:28:34.286	50.884	+0.154	15.432	16.705	18.747							
10	14:29:25.567	51.281	+0.551	15.573	16.921	18.787							
11	14:30:16.596	51.029	+0.299	15.639	16.725	18.665							
12	14:31:07.326	50.730		15.456	16.655	18.619							
13	14:31:58.333	51.007	+0.277	15.562	16.749	18.696							
(64) Jelte Bouma													
1	14:21:44.127	53.974	+3.200	17.356	17.432	19.186							
2	14:22:37.067	52.940	+2.166	15.961	17.857	19.122							
3	14:23:29.108	52.041	+1.267	16.292	16.960	18.789							
4	14:24:20.378	51.270	+0.496	15.660	16.829	18.781							
5	14:25:11.534	51.156	+0.382	15.630	16.754	18.772							
6	14:26:02.586	51.052	+0.278	15.606	16.669	18.777							
7	14:26:53.896	51.310	+0.536	15.590	16.730	18.990							
8	14:27:45.122	51.226	+0.452	15.655	16.773	18.798							
9	14:28:36.194	51.072	+0.298	15.633	16.739	18.700							
10	14:29:27.187	50.993	+0.219	15.621	16.666	18.706							
11	14:30:18.087	50.900	+0.126	15.543	16.708	18.649							
12	14:31:08.986	50.899	+0.125	15.605	16.634	18.660							
13	14:31:59.760	50.774		15.576	16.599	18.599							

ADAC Kartrennen Cheb

KZ2 / Qualifying Heat 2

Track: Cheb - 1.202 km

Race Started: 16:15:34

Best Lap by: 58 - Marek Skrivan - 49.658

Rank	#	Driver	Nat	Sponsor Competitor	Nat	Driver-License Com-Licence	Equipment	laps	T. Time Diff	Best Lap	Penalty	Points
1	0	Emilien Denner	FRA	Formula K SRP Factory Team	DEU	139214 48701	IPK /TM/VEGA	13	10:56.640	49.848		50
2	1	Marek Skrivan	CZE	TB Racing Team	DEU	26AS0071 38262	Sodi /TM/VEGA	13	10:56.770 0.130	49.658		44
3	1	Daniel Stell	DEU	Kartshop Ampfing	DEU	10858 66030	Birelart /TM/VEGA	13	10:59.611 2.971	49.804		41
4	-2	Matej Preuss	CZE	Formula K SRP Factory Team	DEU	26AS0210 48701	IPK /TM/VEGA	13	10:59.766 3.126	49.916		38
5	0	Norton Andreasson	SWE	TB Racing Team	DEU	80644 38262	Sodi /TM /VEGA	13	11:03.387 6.747	50.281		36
6	0	Dion van Werven	NLD	CS Competition	BEL	49844 918102	Sodi /TM/VEGA	13	11:05.729 9.089	50.035		34
7	0	Robert Kindervater	DEU	Formula K SRP Factory Team	DEU	24990 48701	IPK /TM/VEGA	13	11:05.851 9.211	50.026		32
8	0	Jayden Thien	NLD	CS Competition	BEL	44530 917665	Sodi /TM/VEGA	13	11:07.761 11.121	50.218		30
9	1	Tommie van der Struijs	NLD	MP Kartacing	NLD	42819 13058022	Henza Kart /TM/VEGA	13	11:08.362 11.722	50.139		28
10	2	Simon Billman	SWE	Solgat Motorsport	DEU	87167 66799	Birelart /TM/VEGA	13	11:10.059 13.419	50.377		27
11	-2	Julian Kamen	NLD	CS Competition	BEL	43625 917665	Sodi /TM/VEGA	13	11:10.605 13.965	50.398		26
12	-1	Jiri Safranek	CZE	Jiri Safranek	CZE	26AS1610 26AS1610	Sodi /TM/VEGA	13	11:10.826 14.186	50.369		25
13	1	Jelte Bouma	NLD	Jelte Bouma	NLD	52400 52400	Croc Promotion /TM/VEGA	13	11:15.011 18.371	50.754		24
14	-1	Matthy Vandebroek	DEU	VDB Kart Racing	DEU	11491 66002	Birelart /TM/VEGA	13	11:16.419 19.779	50.866		23

Timekeeper
M.Riehmers

Race Director
K.Meinhardt

Page 1/1

These results are provisional until the conclusion of any judicial and technical matters!

K-15652/26

Printed: 30.05.2026 / 16:46

ADAC Kartrennen Cheb

KZ2

Cheb 1,202 Km

Qualifying Heat 2

30.05.2026 16:10

Race (13 Laps) started at 16:15:34

Lap	Time of Day	Lap Tm	Diff	S1 Tm	S2 Tm	S3 Tm
(3) Emilien Denner						
1	16:16:27.423	52.709	+2.861	16.839	17.026	18.844
2	16:17:18.780	51.357	+1.509	15.643	16.969	18.745
3	16:18:09.768	50.988	+1.140	15.558	16.718	18.712
4	16:19:00.441	50.673	+0.825	15.488	16.633	18.552
5	16:19:50.788	50.347	+0.499	15.405	16.540	18.402
6	16:20:41.771	50.983	+1.135	15.303	16.475	19.205
7	16:21:31.781	50.010	+0.162	15.286	16.404	18.320
8	16:22:21.729	49.948	+0.100	15.188	16.396	18.364
9	16:23:11.591	49.862	+0.014	15.189	16.387	18.286
10	16:24:01.439	49.848		15.227	16.358	18.263
11	16:24:51.329	49.890	+0.042	15.224	16.337	18.329
12	16:25:41.253	49.924	+0.076	15.270	16.311	18.343
13	16:26:31.354	50.101	+0.253	15.352	16.386	18.363

(58) Marek Skrivan						
1	16:16:28.454	53.461	+3.803	17.165	17.228	19.068
2	16:17:19.924	51.470	+1.812	15.736	16.953	18.781
3	16:18:10.780	50.856	+1.198	15.498	16.800	18.558
4	16:19:01.243	50.463	+0.805	15.398	16.613	18.452
5	16:19:51.367	50.124	+0.466	15.281	16.571	18.272
6	16:20:42.233	50.866	+1.208	15.256	16.426	19.184
7	16:21:32.564	50.331	+0.673	15.470	16.589	18.272
8	16:22:22.341	49.777	+0.119	15.184	16.367	18.226
9	16:23:11.030	49.689	+0.031	15.152	16.351	18.186
10	16:24:01.688	49.658		15.129	16.352	18.177
11	16:24:51.502	49.814	+0.156	15.216	16.308	18.290
12	16:25:41.429	49.927	+0.269	15.285	16.368	18.274
13	16:26:31.484	50.055	+0.397	15.297	16.433	18.325

(5) Daniel Stell						
1	16:16:29.121	54.008	+4.204	17.329	17.804	18.875
2	16:17:20.558	51.437	+1.633	15.735	16.839	18.863
3	16:18:11.487	50.929	+1.125	15.550	16.746	18.633
4	16:19:02.076	50.589	+0.785	15.437	16.640	18.512
5	16:19:52.669	50.593	+0.789	15.527	16.616	18.450
6	16:20:43.391	50.722	+0.918	15.663	16.529	18.530
7	16:21:34.079	50.688	+0.884	15.615	16.622	18.451
8	16:22:24.299	50.220	+0.416	15.274	16.496	18.450
9	16:23:14.271	49.972	+0.168	15.260	16.409	18.303
10	16:24:04.260	49.989	+0.185	15.214	16.386	18.389
11	16:24:54.155	49.895	+0.091	15.250	16.370	18.275
12	16:25:43.959	49.804		15.193	16.323	18.288
13	16:26:34.325	50.366	+0.562	15.227	16.531	18.608

(6) Matej Preuss						
1	16:16:28.890	54.122	+4.206	17.541	17.675	18.906
2	16:17:20.848	51.958	+2.042	15.692	16.941	19.325
3	16:18:11.879	51.031	+1.115	15.524	16.894	18.613
4	16:19:02.456	50.577	+0.661	15.358	16.690	18.529
5	16:19:52.901	50.445	+0.529	15.352	16.618	18.475
6	16:20:43.534	50.633	+0.717	15.605	16.545	18.483
7	16:21:34.233	50.699	+0.783	15.744	16.524	18.431
8	16:22:24.506	50.273	+0.357	15.316	16.512	18.445
9	16:23:14.567	50.061	+0.145	15.244	16.414	18.403
10	16:24:04.498	49.931	+0.015	15.188	16.477	18.266
11	16:24:54.414	49.916		15.236	16.415	18.265
12	16:25:44.371	49.957	+0.041	15.209	16.451	18.297
13	16:26:34.480	50.109	+0.193	15.096	16.383	18.630

(96) Norton Andreasson						
1	16:16:29.710	54.503	+4.222	17.451	17.736	19.316
2	16:17:21.646	51.936	+1.655	15.859	17.020	19.057
3	16:18:12.901	51.255	+0.974	15.644	16.906	18.705
4	16:19:03.902	51.001	+0.720	15.523	16.797	18.681
5	16:19:54.596	50.694	+0.413	15.387	16.711	18.596
6	16:20:45.197	50.601	+0.320	15.379	16.643	18.579
7	16:21:35.819	50.622	+0.341	15.422	16.636	18.564
8	16:22:26.135	50.316	+0.035	15.307	16.544	18.465
9	16:23:16.568	50.433	+0.152	15.448	16.556	18.429
10	16:24:07.124	50.556	+0.275	15.415	16.615	18.526
11	16:24:57.467	50.343	+0.062	15.309	16.521	18.513
12	16:25:47.748	50.281		15.311	16.473	18.497

Lap	Time of Day	Lap Tm	Diff	S1 Tm	S2 Tm	S3 Tm
13	16:26:38.101	50.353	+0.072	15.265	16.454	18.634
(54) Dion van Werven						
1	16:16:30.487	55.164	+5.129	17.796	17.689	19.679
2	16:17:24.112	53.625	+3.590	16.713	17.461	19.451
3	16:18:16.111	51.999	+1.964	16.195	16.933	18.871
4	16:19:07.229	51.118	+1.083	15.647	16.784	18.687
5	16:19:57.948	50.719	+0.684	15.508	16.619	18.592
6	16:20:48.622	50.674	+0.639	15.472	16.565	18.637
7	16:21:39.121	50.499	+0.464	15.397	16.545	18.557
8	16:22:29.514	50.393	+0.358	15.424	16.459	18.510
9	16:23:19.731	50.217	+0.182	15.339	16.409	18.469
10	16:24:09.887	50.156	+0.121	15.289	16.448	18.419
11	16:25:00.017	50.130	+0.095	15.255	16.403	18.472
12	16:25:50.052	50.035		15.270	16.390	18.375
13	16:26:40.443	50.391	+0.356	15.223	16.430	18.738

(10) Robert Kindervater						
1	16:16:30.473	54.921	+4.895	17.351	17.804	19.766
2	16:17:24.497	54.024	+3.998	16.950	17.884	19.190
3	16:18:16.901	52.404	+2.378	16.489	17.165	18.750
4	16:19:07.955	51.054	+1.028	15.585	16.759	18.710
5	16:19:58.608	50.653	+0.627	15.455	16.640	18.558
6	16:20:48.888	50.280	+0.254	15.343	16.481	18.456
7	16:21:39.293	50.405	+0.379	15.314	16.523	18.568
8	16:22:29.719	50.426	+0.400	15.469	16.442	18.515
9	16:23:19.973	50.254	+0.228	15.390	16.441	18.423
10	16:24:10.062	50.089	+0.063	15.317	16.417	18.355
11	16:25:00.204	50.142	+0.116	15.298	16.453	18.391
12	16:25:50.230	50.026		15.309	16.381	18.336
13	16:26:40.565	50.335	+0.309	15.248	16.413	18.674

(7) Jayden Thien						
1	16:16:30.577	55.161	+4.943	17.593	17.899	19.669
2	16:17:24.164	53.587	+3.369	16.480	17.462	19.645
3	16:18:16.573	52.409	+2.191	16.496	17.077	18.836
4	16:19:08.234	51.661	+1.443	15.776	16.802	19.083
5	16:19:59.036	50.802	+0.584	15.533	16.692	18.577
6	16:20:49.633	50.597	+0.379	15.543	16.558	18.496
7	16:21:40.142	50.509	+0.291	15.389	16.542	18.578
8	16:22:30.396	50.254	+0.036	15.352	16.493	18.409
9	16:23:20.614	50.218		15.360	16.489	18.369
10	16:24:10.981	50.367	+0.149	15.311	16.452	18.604
11	16:25:01.319	50.338	+0.120	15.391	16.504	18.443
12	16:25:51.894	50.575	+0.357	15.371	16.632	18.572
13	16:26:42.475	50.581	+0.363	15.400	16.507	18.674

(36) Tommie van der Struijs						
1	16:16:30.707	55.089	+4.950	17.675	17.994	19.420
2	16:17:24.270	53.563	+3.424	16.622	17.446	19.495
3	16:18:17.620	53.350	+3.211	16.888	17.369	19.093
4	16:19:09.194	51.574	+1.435	15.698	17.147	18.729
5	16:20:00.066	50.872	+0.733	15.522	16.784	18.566
6	16:20:50.808	50.742	+0.603	15.571	16.670	18.501
7	16:21:41.579	50.771	+0.632	15.637	16.592	18.542
8	16:22:31.937	50.358	+0.219	15.304	16.585	18.469
9	16:23:22.230	50.293	+0.154	15.313	16.527	18.453
10	16:24:12.427	50.197	+0.058	15.318	16.460	18.419
11	16:25:02.582	50.155	+0.016	15.206	16.530	18.419
12	16:25:52.721	50.139		15.257	16.446	18.436
13	16:26:43.076	50.355	+0.216	15.419	16.491	18.445

(9) Simon Billman						
1	16:16:31.623	55.703	+5.326	17.548	18.681	19.474
2	16:17:24.384	52.761	+2.384	15.985	17.528	19.248
3	16:18:17.419	53.035	+2.658	16.439	17.599	18.997
4	16:19:08.918	51.499	+1.122	15.756	16.978	18.765
5	16:19:59.909	50.991	+0.614	15.643	16.716	18.632
6	16:20:50.629	50.720	+0.343	15.546	16.539	18.635
7	16:21:41.917	51.288	+0.911	16.014	16.709	18.565
8	16:22:32.398	50.481	+0.104	15.453	16.539	18.489
9	16:23:23.039	50.641	+0.264	15.525	16.545	18.571
10	16:24:13.416	50.377		15.424	16.479	18.474
11	16:25:03.863	50.447	+0.070	15.423	16.567	18.457

ADAC Kartrennen Cheb

KZ2

Cheb 1,202 Km

Qualifying Heat 2

30.05.2026 16:10

Race (13 Laps) started at 16:15:34

Lap	Time of Day	Lap Tm	Diff	S1 Tm	S2 Tm	S3 Tm	Lap	Time of Day	Lap Tm	Diff	S1 Tm	S2 Tm	S3 Tm
12	16:25:54.275	50.412	+0.035	15.356	16.519	18.537							
13	16:26:44.773	50.498	+0.121	15.507	16.475	18.516							
(8) Julian Kamen													
1	16:16:32.025	56.150	+5.752	17.700	18.483	19.967							
2	16:17:25.716	53.691	+3.293	16.087	17.340	20.264							
3	16:18:18.168	52.452	+2.054	15.882	17.243	19.327							
4	16:19:09.405	51.237	+0.839	15.708	16.716	18.813							
5	16:20:00.546	51.141	+0.743	15.811	16.662	18.668							
6	16:20:51.316	50.770	+0.372	15.531	16.481	18.758							
7	16:21:42.282	50.966	+0.568	15.508	16.677	18.781							
8	16:22:32.956	50.674	+0.276	15.484	16.545	18.645							
9	16:23:23.524	50.568	+0.170	15.444	16.512	18.612							
10	16:24:14.013	50.489	+0.091	15.438	16.453	18.598							
11	16:25:04.514	50.501	+0.103	15.430	16.488	18.583							
12	16:25:54.921	50.407	+0.009	15.425	16.440	18.542							
13	16:26:45.319	50.398		15.391	16.455	18.552							
(46) Jiri Safranek													
1	16:16:32.474	56.173	+5.804	17.663	18.370	20.140							
2	16:17:25.340	52.866	+2.497	16.093	17.063	19.710							
3	16:18:18.275	52.935	+2.566	15.980	17.379	19.576							
4	16:19:09.615	51.340	+0.971	15.818	16.822	18.700							
5	16:20:00.772	51.157	+0.788	15.743	16.752	18.662							
6	16:20:51.570	50.798	+0.429	15.530	16.640	18.628							
7	16:21:42.478	50.908	+0.539	15.476	16.647	18.785							
8	16:22:33.222	50.744	+0.375	15.551	16.522	18.671							
9	16:23:23.730	50.508	+0.139	15.389	16.560	18.559							
10	16:24:14.271	50.541	+0.172	15.414	16.611	18.516							
11	16:25:04.745	50.474	+0.105	15.392	16.538	18.544							
12	16:25:55.171	50.426	+0.057	15.404	16.501	18.521							
13	16:26:45.540	50.369		15.337	16.515	18.517							
(64) Jelte Bouma													
1	16:16:32.606	56.377	+5.623	17.579	18.737	20.061							
2	16:17:25.903	53.297	+2.543	16.236	17.168	19.893							
3	16:18:18.587	52.684	+1.930	16.187	17.310	19.187							
4	16:19:10.629	52.042	+1.288	15.985	17.056	19.001							
5	16:20:02.196	51.567	+0.813	15.748	16.885	18.934							
6	16:20:53.369	51.173	+0.419	15.652	16.787	18.734							
7	16:21:44.438	51.069	+0.315	15.642	16.726	18.701							
8	16:22:35.462	51.024	+0.270	15.640	16.713	18.671							
9	16:23:26.327	50.865	+0.111	15.511	16.636	18.718							
10	16:24:17.305	50.978	+0.224	15.598	16.636	18.744							
11	16:25:08.180	50.875	+0.121	15.523	16.611	18.741							
12	16:25:58.934	50.764		15.565	16.567	18.622							
13	16:26:49.725	50.791	+0.037	15.571	16.635	18.585							
(76) Matthy Vandebroek													
1	16:16:33.307	57.033	+6.167	18.413	18.407	20.213							
2	16:17:26.084	52.777	+1.911	16.271	17.214	19.292							
3	16:18:18.841	52.757	+1.891	16.159	17.328	19.270							
4	16:19:10.923	52.082	+1.216	15.865	17.161	19.056							
5	16:20:02.518	51.595	+0.729	15.774	16.878	18.943							
6	16:20:54.130	51.612	+0.746	15.885	16.916	18.811							
7	16:21:45.236	51.106	+0.240	15.574	16.720	18.812							
8	16:22:36.373	51.137	+0.271	15.669	16.705	18.763							
9	16:23:27.295	50.922	+0.056	15.572	16.656	18.694							
10	16:24:18.200	50.905	+0.039	15.477	16.644	18.784							
11	16:25:09.110	50.910	+0.044	15.555	16.689	18.666							
12	16:26:00.267	51.157	+0.291	15.433	16.689	19.035							
13	16:26:51.133	50.866		15.454	16.685	18.727							

DKM Round 1

KZ2

Cheb (CZE)

Ranking after Heats

Pos. No.	Firstname	Lastname	Nat.		Nat.			Total points			Heat 1	Heat 2			
			Dri	Entrant	Ent	Make	Sponsor	QP	PTS	Diff.					
1	3	Emilien	Denner	FRA	Formula K SRP Factory Team	DEU	IPK /TM/VEGA				1	94		44	50
2	5	Daniel	Stell	DEU	Kartshop Ampfing	DEU	Birelart /TM/VEGA				4	91	3	50	41
3	58	Marek	Skrivan	CZE	TB Racing Team	DEU	Sodi /TM/VEGA				3	82	12	38	44
4	6	Matej	Preuss	CZE	Formula K SRP Factory Team	DEU	IPK /TM/VEGA				2	79	15	41	38
5	54	Dion	van Werven	NLD	CS Competition	BEL	Sodi /TM/VEGA				6	68	26	34	34
6	96	Norton	Andreasson	SWE	TB Racing Team	DEU	Sodi /TM /VEGA				5	66	28	30	36
7	7	Jayden	Thien	NLD	CS Competition	BEL	Sodi /TM/VEGA				8	66	28	36	30
8	10	Robert	Kindervater	DEU	Formula K SRP Factory Team	DEU	IPK /TM/VEGA				7	64	30	32	32
9	36	Tommie	van der Struijs	NLD	MP Karting	NLD	Henza Kart /TM/VEGA				10	55	39	27	28
10	8	Julian	Kamen	NLD	CS Competition	BEL	Sodi /TM/VEGA				9	54	40	28	26
11	9	Simon	Billman	SWE	Solgat Motorsport	DEU	Birelart /TM/VEGA				12	53	41	26	27
12	46	Jiri	Safranek	CZE	Jir Safranek	CZE	Sodi /TM/VEGA				11	50	44	25	25
13	76	Matthy	Vandebroek	DEU	VDB Kart Racing	DEU	Birelart /TM/VEGA				13	47	47	24	23
14	64	Jelte	Bouma	NLD	Jelte Bouma	NLD	Croc Promotion /TM/VEGA				14	47	47	23	24

Announcements: These results are provisional until the conclusion of any judicial and technical matters

Racedirector Kevin Meinhardt:

Timekeeping Monika Riehmers:

Printed: 30.05.2026 17:22

Posted at: h

ADAC Kartrennen Cheb

KZ2

Cheb 1,202 Km

Super Heat

31.05.2026 10:05


Race (17 Laps)

64 Jelte Bouma	14
46 Jiri Safranek	12
8 Julian Kamen	10
10 Robert Kindervater	8
96 Norton Andreasson	6
6 Matej Preuss	4
5 Daniel Stell	2

76 Matthy Vandebroek	13
9 Simon Billman	11
36 Tommie van der Struijs	9
7 Jayden Thien	7
54 Dion van Werven	5
58 Marek Skrivan	3
3 Emilien Denner	1

7
6
5
4
3
2
1

POLE POSITION



Orbits

Rank	#	Driver	Nat	Sponsor Competitor	Nat	Driver-License Com-Licence	Equipment	laps	T. Time Diff	Best Lap	Penalty	Points
1	0	Emilien Denner	FRA	Formula K SRP Factory Team	DEU	139214 48701	IPK /TM/VEGA	13	10:56.640	49.848		50
2	1	Marek Skrivan	CZE	TB Racing Team	DEU	26AS0071 38262	Sodi /TM/VEGA	13	10:56.770 0.130	49.658		44
3	1	Daniel Stell	DEU	Kartshop Ampfing	DEU	10858 66030	Birelart /TM/VEGA	13	10:59.611 2.971	49.804		41
4	-2	Matej Preuss	CZE	Formula K SRP Factory Team	DEU	26AS0210 48701	IPK /TM/VEGA	13	10:59.766 3.126	49.916		38
5	1	Dion van Werven	NLD	CS Competition	BEL	49844 918102	Sodi /TM/VEGA	13	11:05.729 9.089	50.035		36
6	1	Robert Kindervater	DEU	Formula K SRP Factory Team	DEU	24990 48701	IPK /TM/VEGA	13	11:05.851 9.211	50.026		34
7	1	Jayden Thien	NLD	CS Competition	BEL	44530 917665	Sodi /TM/VEGA	13	11:07.761 11.121	50.218		32
8	2	Tommie van der Struijs	NLD	MP Kartracing	NLD	42819 13058022	Henza Kart /TM/VEGA	13	11:08.362 11.722	50.139		30
9	-4	Norton Andreasson	SWE	TB Racing Team	DEU	80644 38262	Sodi /TM /VEGA	13	11:08.387 11.747	50.281	+ 5 sec	28
10	2	Simon Billman	SWE	Solgat Motorsport	DEU	87167 66799	Birelart /TM/VEGA	13	11:10.059 13.419	50.377		27
11	-2	Julian Kamen	NLD	CS Competition	BEL	43625 917665	Sodi /TM/VEGA	13	11:10.605 13.965	50.398		26
12	-1	Jiri Safranek	CZE	Jir Safranek	CZE	26AS1610 26AS1610	Sodi /TM/VEGA	13	11:10.826 14.186	50.369		25
13	1	Jelte Bouma	NLD	Jelte Bouma	NLD	52400 52400	Croc Promotion /TM/VEGA	13	11:15.011 18.371	50.754		24
14	-1	Matthy Vandebroek	DEU	VDB Kart Racing	DEU	11491 66002	Birelart /TM/VEGA	13	11:21.419 24.779	50.866	+ 5 sec	23

Announcements

#76,96 time penalty 5 sec. (wrong starting position)

DKM Round 1

KZ2 **Cheb (CZE)**

Ranking after Heats Rev 1

Pos. No.	Firstname	Lastname	Nat.		Nat.		Sponsor	Total points			Heat 1	Heat 2
			Dri	Entrant	Ent	Make		QP	PTS	Diff.		
1	3	Emilien	Denner	FRA	Formula K SRP Factory Team	DEU	IPK /TM/VEGA	1	94		44	50
2	5	Daniel	Stell	DEU	Kartshop Ampfing	DEU	Birelart /TM/VEGA	4	91	3	50	41
3	58	Marek	Skrivan	CZE	TB Racing Team	DEU	Sodi /TM/VEGA	3	82	12	38	44
4	6	Matej	Preuss	CZE	Formula K SRP Factory Team	DEU	IPK /TM/VEGA	2	79	15	41	38
5	54	Dion	van Werven	NLD	CS Competition	BEL	Sodi /TM/VEGA	6	70	24	34	36
6	7	Jayden	Thien	NLD	CS Competition	BEL	Sodi /TM/VEGA	8	68	26	36	32
7	10	Robert	Kindervater	DEU	Formula K SRP Factory Team	DEU	IPK /TM/VEGA	7	66	28	32	34
8	96	Norton	Andreasson	SWE	TB Racing Team	DEU	Sodi /TM /VEGA	5	58	36	30	28
9	36	Tommie	van der Struijs	NLD	MP Karting	NLD	Henza Kart /TM/VEGA	10	57	37	27	30
10	8	Julian	Kamen	NLD	CS Competition	BEL	Sodi /TM/VEGA	9	54	40	28	26
11	9	Simon	Billman	SWE	Solgat Motorsport	DEU	Birelart /TM/VEGA	12	53	41	26	27
12	46	Jiri	Safranek	CZE	Jir Safranek	CZE	Sodi /TM/VEGA	11	50	44	25	25
13	76	Matthy	Vandebroek	DEU	VDB Kart Racing	DEU	Birelart /TM/VEGA	13	47	47	24	23
14	64	Jelte	Bouma	NLD	Jelte Bouma	NLD	Croc Promotion /TM/VEGA	14	47	47	23	24

Announcements: These results are provisional until the conclusion of any judicial and technical matters

Racedirector Kevin Meinhardt:

Timekeeping Monika Riehmers:

Printed: 30.05.2026 17:38

Posted at: h

ADAC Kartrennen Cheb

KZ2
 Super Heat Rev 1
 Race (17 Laps)


Cheb 1,202 Km
 31.05.2026 10:05

64 Jelte Bouma	14
46 Jiri Safranek	12
8 Julian Kamen	10
96 Norton Andreasson	8
7 Jayden Thien	6
6 Matej Preuss	4
5 Daniel Stell	2

76 Matthy Vandebroek	13
9 Simon Billman	11
36 Tommie van der Struijs	9
10 Robert Kindervater	7
54 Dion van Werven	5
58 Marek Skrivan	3
3 Emilien Denner	1

7
6
5
4
3
2
1

POLE POSITION



ADAC Kartrennen Cheb

KZ2 / Warm Up Super Heat

Track: Cheb - 1.202 km

Session Started: 8:41:48

Best Lap by: 58 - Marek Skrivan - 50.295

Rank	#	Driver	Nat	Sponsor Competitor	Nat	Driver-License Com-Licence	Equipment	laps	Best Lap	Diff	In Lap	Penalty
1	58	Marek Skrivan	CZE	TB Racing Team	DEU	26AS0071 38262	Sodi /TM/VEGA	6	50.295		6	
2	6	Matej Preuss	CZE	Formula K SRP Factory Team	DEU	26AS0210 48701	IPK /TM/VEGA	7	50.425	0.130	6	
3	5	Daniel Stell	DEU	Kartshop Ampfing	DEU	10858 66030	Birelart /TM/VEGA	6	50.433	0.138	6	
4	96	Norton Andreasson	SWE	TB Racing Team	DEU	80644 38262	Sodi /TM /VEGA	6	50.579	0.284	6	
5	10	Robert Kindervater	DEU	Formula K SRP Factory Team	DEU	24990 48701	IPK /TM/VEGA	6	50.650	0.355	6	
6	3	Emilien Denner	FRA	Formula K SRP Factory Team	DEU	139214 48701	IPK /TM/VEGA	6	50.680	0.385	6	
7	9	Simon Billman	SWE	Solgat Motorsport	DEU	87167 66799	Birelart /TM/VEGA	6	50.683	0.388	6	
8	8	Julian Kamen	NLD	CS Competition	BEL	43625 917665	Sodi /TM/VEGA	6	50.726	0.431	6	
9	46	Jiri Safranek	CZE	Jiri Safranek	CZE	26AS1610 26AS1610	Sodi /TM/VEGA	7	51.063	0.768	7	
10	36	Tommie van der Struijs	NLD	MP Kartracing	NLD	42819 13058022	Henza Kart /TM/VEGA	6	51.106	0.811	6	
11	76	Matthy Vandebroek	DEU	VDB Kart Racing	DEU	11491 66002	Birelart /TM/VEGA	7	51.137	0.842	7	
12	54	Dion van Werven	NLD	CS Competition	BEL	49844 918102	Sodi /TM/VEGA	6	51.333	1.038	6	
13	64	Jelte Bouma	NLD	Jelte Bouma	NLD	52400 52400	Croc Promotion /TM/VEGA	6	54.756	4.461	6	
14	7	Jayden Thien	NLD	CS Competition	BEL	44530 917665	Sodi /TM/VEGA	4	55.866	5.571	4	

 Timekeeper
M.Riehmers

 Race Director
K.Meinhardt

Page 1/1

These results are provisional until the conclusion of any judicial and technical matters!

K-15652/26

Printed: 31.05.2026 / 08:49

ADAC Kartrennen Cheb

KZ2

Cheb 1,202 Km

Warm Up Super Heat

31.05.2026 08:40

Practice (6:00 Time) started at 8:41:48

Lap	Time of Day	Lap Tm	Diff	S1 Tm	S2 Tm	S3 Tm
(58) Marek Skrivan						
1	8:43:21.752	1:15.516	+25.221	28.304	23.369	23.843
2	8:44:21.618	59.866	+9.571	18.872	19.400	21.594
3	8:45:19.145	57.527	+7.232	17.531	18.351	21.645
4	8:46:14.381	55.236	+4.941	17.031	18.075	20.130
5	8:47:06.468	52.087	+1.792	16.309	16.949	18.829
6	8:47:56.763	50.295		15.486	16.446	18.363

Lap	Time of Day	Lap Tm	Diff	S1 Tm	S2 Tm	S3 Tm
(6) Matej Preuss						
1	8:43:15.879	1:17.748	+27.323	30.980	22.623	24.145
2	8:44:16.201	1:00.322	+9.897	18.455	19.477	22.390
3	8:45:10.713	54.512	+4.087	17.068	17.781	19.663
4	8:46:02.231	51.518	+1.093	15.927	16.826	18.765
5	8:46:53.169	50.938	+0.513	15.559	16.725	18.654
6	8:47:43.594	50.425		15.417	16.589	18.419
7	8:48:34.041	50.447	+0.022	15.429	16.560	18.458

Lap	Time of Day	Lap Tm	Diff	S1 Tm	S2 Tm	S3 Tm
(5) Daniel Stell						
1	8:43:15.066	1:17.806	+27.373	29.942	22.746	25.118
2	8:44:16.720	1:01.654	+11.221	19.774	19.374	22.506
3	8:45:14.716	57.996	+7.563	18.027	18.658	21.311
4	8:46:10.427	55.711	+5.278	17.106	17.896	20.709
5	8:47:02.951	52.524	+2.091	15.644	17.833	19.047
6	8:47:53.384	50.433		15.491	16.529	18.413

Lap	Time of Day	Lap Tm	Diff	S1 Tm	S2 Tm	S3 Tm
(96) Norton Andreasson						
1	8:43:19.822	1:15.275	+24.696	28.498	22.899	23.878
2	8:44:20.707	1:00.885	+10.306	19.279	19.254	22.352
3	8:45:19.128	58.421	+7.842	17.733	18.558	22.130
4	8:46:15.395	56.267	+5.688	17.674	17.915	20.678
5	8:47:09.602	54.207	+3.628	16.792	17.214	20.201
6	8:48:00.181	50.579		15.576	16.598	18.405

Lap	Time of Day	Lap Tm	Diff	S1 Tm	S2 Tm	S3 Tm
(10) Robert Kindervater						
1	8:43:17.332	1:16.564	+25.914	30.415	22.304	23.845
2	8:44:18.119	1:00.787	+10.137	19.426	19.896	21.465
3	8:45:15.933	57.814	+7.164	18.056	18.954	20.804
4	8:46:12.549	56.616	+5.966	17.250	18.618	20.748
5	8:47:04.592	52.043	+1.393	16.259	16.836	18.948
6	8:47:55.242	50.650		15.557	16.608	18.485

Lap	Time of Day	Lap Tm	Diff	S1 Tm	S2 Tm	S3 Tm
(3) Emilien Denner						
1	8:43:14.240	1:15.029	+24.349	27.542	22.494	24.993
2	8:44:16.170	1:01.930	+11.250	19.488	19.715	22.727
3	8:45:14.483	58.313	+7.633	18.257	18.665	21.391
4	8:46:10.120	55.637	+4.957	17.042	17.907	20.688
5	8:47:02.478	52.358	+1.678	15.774	17.389	19.195
6	8:47:53.158	50.680		15.492	16.670	18.518

Lap	Time of Day	Lap Tm	Diff	S1 Tm	S2 Tm	S3 Tm
(9) Simon Billman						
1	8:43:21.057	1:15.428	+24.745	27.828	23.323	24.277
2	8:44:23.482	1:02.425	+11.742	20.101	20.057	22.267
3	8:45:22.173	58.691	+8.008	18.483	18.948	21.260
4	8:46:16.219	54.046	+3.363	17.109	17.624	19.313
5	8:47:08.841	52.622	+1.939	16.487	17.006	19.129
6	8:47:59.524	50.683		15.484	16.547	18.652

Lap	Time of Day	Lap Tm	Diff	S1 Tm	S2 Tm	S3 Tm
(8) Julian Kamen						
1	8:43:16.279	1:12.910	+22.184	26.821	22.024	24.065
2	8:44:17.509	1:01.230	+10.504	19.761	19.573	21.896
3	8:45:15.382	57.873	+7.147	18.175	18.423	21.275
4	8:46:11.154	55.772	+5.046	17.295	17.757	20.720
5	8:47:04.055	52.901	+2.175	16.675	17.179	19.047
6	8:47:54.781	50.726		15.401	16.656	18.669

Lap	Time of Day	Lap Tm	Diff	S1 Tm	S2 Tm	S3 Tm
(46) Jiri Safranek						
1	8:43:15.681	1:13.151	+22.088	27.279	21.672	24.200
2	8:44:10.701	55.020	+3.957	17.615	17.662	19.743
3	8:45:02.878	52.177	+1.114	15.980	17.092	19.105
4	8:45:54.786	51.908	+0.845	15.832	17.034	19.042
5	8:46:46.150	51.364	+0.301	15.645	16.795	18.924
6	8:47:37.251	51.101	+0.038	15.582	16.792	18.727
7	8:48:28.314	51.063		15.618	16.735	18.710

Lap	Time of Day	Lap Tm	Diff	S1 Tm	S2 Tm	S3 Tm
(36) Tommie van der Struijs						
1	8:43:37.431	1:16.779	+25.673	27.810	23.353	25.616
2	8:44:38.980	1:01.549	+10.443	19.536	19.833	22.180
3	8:45:36.779	57.799	+6.693	17.770	18.425	21.604
4	8:46:30.905	54.126	+3.020	16.931	17.544	19.651
5	8:47:22.571	51.666	+0.560	15.980	16.808	18.878
6	8:48:13.677	51.106		15.575	16.754	18.777

Lap	Time of Day	Lap Tm	Diff	S1 Tm	S2 Tm	S3 Tm
(76) Matthy Vandebroek						
1	8:43:16.659	1:14.672	+23.535	28.535	22.053	24.084
2	8:44:16.384	59.725	+8.588	18.535	19.165	22.025
3	8:45:11.543	55.159	+4.022	17.147	17.672	20.340
4	8:46:03.791	52.248	+1.111	16.090	16.962	19.196
5	8:46:55.545	51.754	+0.617	15.924	16.872	18.958
6	8:47:46.975	51.430	+0.293	15.663	16.846	18.921
7	8:48:38.112	51.137		15.609	16.788	18.740

Lap	Time of Day	Lap Tm	Diff	S1 Tm	S2 Tm	S3 Tm
(54) Dion van Werven						
1	8:43:15.070	1:12.370	+21.037	26.124	21.978	24.268
2	8:44:15.356	1:00.286	+8.953	18.967	19.624	21.695
3	8:45:11.764	56.408	+5.075	17.526	18.045	20.837
4	8:46:06.006	54.242	+2.909	16.497	17.667	20.078
5	8:46:58.556	52.550	+1.217	16.385	17.020	19.145
6	8:47:49.889	51.333		15.846	16.764	18.723

Lap	Time of Day	Lap Tm	Diff	S1 Tm	S2 Tm	S3 Tm
(64) Jelte Bouma						
1	8:43:21.470	1:19.827	+25.071	30.703	24.083	25.041
2	8:44:24.692	1:03.222	+8.466	20.714	20.142	22.366
3	8:45:24.117	59.425	+4.669	18.625	19.246	21.554
4	8:46:21.264	57.147	+2.391	17.661	18.739	20.747
5	8:47:17.196	55.932	+1.176	17.386	18.012	20.534
6	8:48:11.952	54.756		16.876	17.746	20.134

Lap	Time of Day	Lap Tm	Diff	S1 Tm	S2 Tm	S3 Tm
(7) Jayden Thien						
1	8:43:15.587	1:15.481	+19.615	29.451	21.744	24.286
2	8:44:17.123	1:01.536	+5.670	20.008	19.459	22.069
3	8:45:15.016	57.893	+2.027	18.009	18.613	21.271
4	8:46:10.882	55.866		17.099	17.870	20.897

ADAC Kartrennen Cheb

KZ2 / Super Heat

Track: Cheb - 1.202 km

Race Started: 10:07:55

Best Lap by: 58 - Marek Skrivan - 49.217

Rank	#	Driver	Nat	Sponsor Competitor	Nat	Driver-License Com-Licence	Equipment	laps	T. Time Diff	Best Lap	Penalty	Points
1	58	Marek Skrivan	CZE	TB Racing Team	DEU	26AS0071 38262	Sodi /TM/VEGA	17	14:09.399 2.670	49.217		90
2	3	Emilien Denner	FRA	Formula K SRP Factory Team	DEU	139214 48701	IPK /TM/VEGA	17	14:12.069 3.359	49.698		80
3	6	Matej Preuss	CZE	Formula K SRP Factory Team	DEU	26AS0210 48701	IPK /TM/VEGA	17	14:12.758 4.118	49.611		72
4	5	Daniel Stell	DEU	Kartshop Ampfing	DEU	10858 66030	Birelart /TM/VEGA	17	14:13.517 4.953	49.546	+ 5 sec	66
5	10	Robert Kindervater	DEU	Formula K SRP Factory Team	DEU	24990 48701	IPK /TM/VEGA	17	14:14.352 7.565	49.734		60
6	54	Dion van Werven	NLD	CS Competition	BEL	49844 918102	Sodi /TM/VEGA	17	14:16.964 9.514	49.958		54
7	7	Jayden Thien	NLD	CS Competition	BEL	44530 917665	Sodi /TM/VEGA	17	14:18.913 10.513	50.013		50
8	36	Tommie van der Struijs	NLD	MP Kartracing	NLD	42819 13058022	Henza Kart /TM/VEGA	17	14:19.912 11.370	49.861		46
9	96	Norton Andreasson	SWE	TB Racing Team	DEU	80644 38262	Sodi /TM /VEGA	17	14:20.769 16.325	49.957		42
10	8	Julian Kamen	NLD	CS Competition	BEL	43625 917665	Sodi /TM/VEGA	17	14:25.724 30.376	50.199		38
11	76	Matthy Vandebroek	DEU	VDB Kart Racing	DEU	11491 66002	Birelart /TM/VEGA	17	14:39.775 5 Laps	50.509		34
12	46	Jiri Safranek	CZE	Jiri Safranek	CZE	26AS1610 26AS1610	Sodi /TM/VEGA	12	10:11.526 16 Laps	50.240		32
13	9	Simon Billman	SWE	Solgat Motorsport	DEU	87167 66799	Birelart /TM/VEGA	1	56.222 1.531	54.941		30
14	64	Jelte Bouma	NLD	Jelte Bouma	NLD	52400 52400	Croc Promotion /TM/VEGA	0	17 Laps			28

Announcements

#5 + 5 sec. time penalty (jump start)

 Timekeeper
M.Riehmers

 Race Director
K.Meinhardt

Page 1/1

These results are provisional until the conclusion of any judicial and technical matters!

K-15652/26

Printed: 31.05.2026 / 10:36

ADAC Kartrennen Cheb

KZ2

Cheb 1,202 Km

Super Heat

31.05.2026 10:05

Race (17 Laps) started at 10:07:55

Lap	Time of Day	Lap Tm	Diff	S1 Tm	S2 Tm	S3 Tm
(58) Marek Skrivan						
1	10:08:49.442	53.451	+4.234	17.284	17.006	19.161
2	10:09:39.899	50.457	+1.240	15.445	16.631	18.381
3	10:10:29.971	50.072	+0.855	15.270	16.482	18.320
4	10:11:19.884	49.913	+0.696	15.178	16.399	18.336
5	10:12:09.872	49.988	+0.771	15.359	16.356	18.273
6	10:12:59.788	49.916	+0.699	15.279	16.346	18.291
7	10:13:50.213	50.425	+1.208	15.704	16.425	18.296
8	10:14:39.965	49.762	+0.535	15.171	16.329	18.252
9	10:15:29.380	49.415	+0.198	15.047	16.268	18.100
10	10:16:18.819	49.439	+0.222	15.046	16.290	18.103
11	10:17:08.189	49.370	+0.153	15.064	16.249	18.057
12	10:17:57.661	49.472	+0.255	15.063	16.228	18.181
13	10:18:47.309	49.648	+0.431	15.170	16.289	18.189
14	10:19:37.276	49.967	+0.750	15.494	16.318	18.155
15	10:20:26.592	49.316	+0.099	15.011	16.220	18.085
16	10:21:15.809	49.217		14.979	16.183	18.055
17	10:22:05.138	49.329	+0.112	15.032	16.159	18.138

Lap	Time of Day	Lap Tm	Diff	S1 Tm	S2 Tm	S3 Tm
(3) Emilien Denner						
1	10:08:48.563	52.824	+3.126	17.314	16.944	18.566
2	10:09:39.016	50.453	+0.755	15.438	16.545	18.470
3	10:10:29.117	50.101	+0.403	15.299	16.480	18.322
4	10:11:19.103	49.986	+0.288	15.187	16.423	18.376
5	10:12:08.874	49.771	+0.073	15.178	16.331	18.262
6	10:12:58.687	49.813	+0.115	15.156	16.341	18.316
7	10:13:48.486	49.799	+0.101	15.089	16.409	18.301
8	10:14:38.395	49.909	+0.211	15.098	16.440	18.371
9	10:15:28.148	49.763	+0.055	15.101	16.362	18.290
10	10:16:17.962	49.814	+0.116	15.167	16.354	18.293
11	10:17:07.744	49.782	+0.084	15.149	16.343	18.290
12	10:17:57.535	49.791	+0.093	15.156	16.338	18.297
13	10:18:47.233	49.698		15.107	16.329	18.262
14	10:19:37.680	50.447	+0.749	15.843	16.364	18.240
15	10:20:27.537	49.857	+0.159	15.172	16.348	18.337
16	10:21:17.498	49.961	+0.263	15.235	16.335	18.391
17	10:22:07.808	50.310	+0.612	15.407	16.435	18.468

Lap	Time of Day	Lap Tm	Diff	S1 Tm	S2 Tm	S3 Tm
(6) Matej Preuss						
1	10:08:49.857	53.736	+4.125	17.496	17.440	18.800
2	10:09:40.182	50.325	+0.714	15.431	16.546	18.348
3	10:10:30.147	49.965	+0.354	15.259	16.443	18.263
4	10:11:20.171	50.024	+0.413	15.192	16.446	18.386
5	10:12:10.159	49.988	+0.377	15.294	16.424	18.270
6	10:13:00.036	49.877	+0.266	15.261	16.349	18.267
7	10:13:51.087	51.051	+1.440	16.162	16.587	18.302
8	10:14:41.012	49.925	+0.314	15.155	16.445	18.325
9	10:15:30.683	49.671	+0.060	15.082	16.330	18.259
10	10:16:20.419	49.736	+0.125	15.076	16.398	18.262
11	10:17:10.047	49.628	+0.017	15.061	16.323	18.244
12	10:17:59.658	49.611		15.108	16.292	18.211
13	10:18:49.504	49.846	+0.235	15.194	16.376	18.276
14	10:19:39.227	49.723	+0.112	15.079	16.344	18.300
15	10:20:29.003	49.776	+0.165	15.129	16.323	18.324
16	10:21:18.728	49.725	+0.114	15.150	16.315	18.260
17	10:22:08.497	49.769	+0.158	15.121	16.326	18.322

Lap	Time of Day	Lap Tm	Diff	S1 Tm	S2 Tm	S3 Tm
(5) Daniel Stell						
1	10:08:48.187	52.438	+2.892	17.167	16.749	18.522
2	10:09:38.712	50.525	+0.979	15.587	16.501	18.437
3	10:10:28.795	50.083	+0.537	15.339	16.402	18.342
4	10:11:18.561	49.766	+0.220	15.194	16.316	18.256
5	10:12:08.209	49.648	+0.102	15.160	16.260	18.228
6	10:12:57.971	49.762	+0.216	15.153	16.365	18.244
7	10:13:47.670	49.699	+0.153	15.168	16.319	18.212
8	10:14:37.310	49.640	+0.094	15.114	16.327	18.199
9	10:15:26.856	49.546		15.056	16.301	18.189
10	10:16:16.532	49.676	+0.130	15.077	16.327	18.272
11	10:17:06.150	49.618	+0.072	15.099	16.301	18.218
12	10:17:55.922	49.772	+0.226	15.126	16.440	18.206
13	10:18:45.479	49.557	+0.011	15.092	16.290	18.175
14	10:19:35.162	49.683	+0.137	15.076	16.313	18.294
15	10:20:24.775	49.613	+0.067	15.110	16.306	18.197

Lap	Time of Day	Lap Tm	Diff	S1 Tm	S2 Tm	S3 Tm
16	10:21:14.524	49.749	+0.203	15.171	16.345	18.233
17	10:22:04.256	49.732	+0.186	15.147	16.365	18.220

Lap	Time of Day	Lap Tm	Diff	S1 Tm	S2 Tm	S3 Tm
(10) Robert Kindervater						
1	10:08:50.323	53.712	+3.978	17.370	17.548	18.794
2	10:09:40.746	50.423	+0.689	15.482	16.509	18.432
3	10:10:31.105	50.359	+0.625	15.315	16.460	18.584
4	10:11:21.263	50.158	+0.424	15.281	16.450	18.427
5	10:12:11.365	50.102	+0.368	15.264	16.509	18.329
6	10:13:01.263	49.898	+0.164	15.250	16.367	18.281
7	10:13:51.414	50.151	+0.417	15.281	16.525	18.345
8	10:14:41.365	49.951	+0.217	15.252	16.331	18.368
9	10:15:31.099	49.734		15.164	16.296	18.274
10	10:16:20.948	49.849	+0.115	15.134	16.374	18.341
11	10:17:10.771	49.823	+0.089	15.116	16.334	18.373
12	10:18:00.515	49.744	+0.010	15.145	16.308	18.291
13	10:18:50.310	49.795	+0.061	15.162	16.320	18.313
14	10:19:40.105	49.795	+0.061	15.141	16.355	18.299
15	10:20:29.927	49.822	+0.088	15.168	16.332	18.322
16	10:21:19.803	49.876	+0.142	15.199	16.284	18.393
17	10:22:10.091	50.288	+0.554	15.213	16.489	18.586

Lap	Time of Day	Lap Tm	Diff	S1 Tm	S2 Tm	S3 Tm
(54) Dion van Werven						
1	10:08:49.174	52.793	+2.835	17.119	16.953	18.721
2	10:09:39.641	50.467	+0.509	15.475	16.582	18.410
3	10:10:29.659	50.018	+0.060	15.234	16.440	18.344
4	10:11:19.776	50.117	+0.159	15.215	16.424	18.478
5	10:12:09.734	49.958		15.265	16.370	18.323
6	10:12:59.719	49.985	+0.027	15.202	16.377	18.406
7	10:13:51.668	51.949	+1.991	16.612	16.949	18.388
8	10:14:41.856	50.188	+0.230	15.297	16.429	18.462
9	10:15:31.871	50.015	+0.057	15.197	16.400	18.418
10	10:16:21.942	50.071	+0.113	15.203	16.415	18.453
11	10:17:12.005	50.063	+0.105	15.202	16.412	18.449
12	10:18:02.063	50.058	+0.100	15.211	16.407	18.440
13	10:18:52.153	50.090	+0.132	15.269	16.397	18.424
14	10:19:42.453	50.300	+0.342	15.329	16.477	18.494
15	10:20:32.533	50.080	+0.122	15.192	16.406	18.482
16	10:21:22.709	50.176	+0.218	15.287	16.414	18.475
17	10:22:12.703	49.994	+0.036	15.223	16.389	18.382

Lap	Time of Day	Lap Tm	Diff	S1 Tm	S2 Tm	S3 Tm
(7) Jayden Thien						
1	10:08:50.110	53.547	+3.534	17.232	17.354	18.961
2	10:09:40.527	50.417	+0.404	15.460	16.545	18.412
3	10:10:30.915	50.388	+0.375	15.354	16.475	18.559
4	10:11:21.080	50.165	+0.152	15.228	16.506	18.431
5	10:12:11.619	50.539	+0.526	15.255	16.854	18.430
6	10:13:01.939	50.320	+0.307	15.341	16.498	18.481
7	10:13:52.255	50.316	+0.303	15.340	16.523	18.453
8	10:14:42.398	50.143	+0.130	15.280	16.481	18.382
9	10:15:32.453	50.055	+0.042	15.209	16.475	18.371
10	10:16:22.683	50.230	+0.217	15.304	16.500	18.426
11	10:17:13.006	50.323	+0.310	15.270	16.467	18.586
12	10:18:03.362	50.356	+0.343	15.338	16.481	18.537
13	10:18:53.797	50.435	+0.422	15.347	16.507	18.581
14	10:19:44.090	50.293	+0.280	15.269	16.464	18.560
15	10:20:34.516	50.426	+0.413	15.448	16.432	18.546
16	10:21:24.529	50.013		15.212	16.419	18.382
17	10:22:14.652	50.123	+0.110	15.199	16.473	18.451

Lap	Time of Day	Lap Tm	Diff	S1 Tm	S2 Tm	S3 Tm
(36) Tommie van der Struijs						
1	10:08:50.950	53.979	+4.118	17.349	17.800	18.830
2	10:09:42.309	51.359	+1.498	15.574	17.068	18.717
3	10:10:32.824	50.515	+0.654	15.399	16.568	18.548
4	10:11:23.334	50.510	+0.649	15.451	16.615	18.444
5	10:12:14.170	50.836	+0.975	15.342	16.542	18.952
6	10:13:04.351					

ADAC Kartrennen Cheb

KZ2

Cheb 1,202 Km

Super Heat

31.05.2026 10:05

Race (17 Laps) started at 10:07:55

Lap	Time of Day	Lap Tm	Diff	S1 Tm	S2 Tm	S3 Tm
14	10:19:45.851	49.966	+0.105	15.224	16.390	18.352
15	10:20:35.897	50.046	+0.185	15.251	16.380	18.415
16	10:21:25.790	49.893	+0.032	15.174	16.400	18.319
17	10:22:15.651	49.861		15.156	16.389	18.316

Lap	Time of Day	Lap Tm	Diff	S1 Tm	S2 Tm	S3 Tm
12	10:18:07.265	50.259	+0.019	15.244	16.479	18.536
(9) Simon Billman						
1	10:08:51.961	54.941		17.831	18.085	19.025

(96) Norton Andreasson

1	10:08:50.629	53.982	+4.025	17.536	17.534	18.912
2	10:09:41.356	50.727	+0.770	15.493	16.762	18.472
3	10:10:31.815	50.459	+0.502	15.421	16.583	18.455
4	10:11:22.335	50.520	+0.563	15.413	16.616	18.491
5	10:12:13.723	51.388	+1.431	15.391	16.569	19.428
6	10:13:04.017	50.294	+0.337	15.319	16.511	18.464
7	10:13:54.373	50.356	+0.399	15.296	16.501	18.559
8	10:14:44.905	50.532	+0.575	15.325	16.699	18.508
9	10:15:35.200	50.295	+0.338	15.287	16.452	18.556
10	10:16:25.480	50.280	+0.323	15.253	16.532	18.495
11	10:17:15.475	49.995	+0.038	15.207	16.423	18.365
12	10:18:05.432	49.957		15.133	16.416	18.408
13	10:18:56.111	50.679	+0.722	15.237	16.576	18.866
14	10:19:46.188	50.077	+0.120	15.344	16.395	18.338
15	10:20:36.260	50.072	+0.115	15.199	16.423	18.450
16	10:21:26.310	50.050	+0.093	15.195	16.445	18.410
17	10:22:16.508	50.198	+0.241	15.281	16.406	18.511

(8) Julian Kamen

1	10:08:51.144	54.295	+4.096	17.643	17.807	18.845
2	10:09:41.965	50.821	+0.622	15.606	16.682	18.533
3	10:10:32.164	50.199		15.273	16.443	18.483
4	10:11:22.555	50.391	+0.192	15.295	16.583	18.513
5	10:12:13.282	50.727	+0.528	15.301	16.527	18.899
6	10:13:03.758	50.476	+0.277	15.394	16.531	18.551
7	10:13:54.115	50.357	+0.158	15.251	16.506	18.600
8	10:14:45.081	50.966	+0.767	15.383	16.624	18.959
9	10:15:35.958	50.877	+0.678	15.322	16.526	19.029
10	10:16:26.296	50.338	+0.139	15.406	16.410	18.522
11	10:17:16.702	50.406	+0.207	15.318	16.560	18.528
12	10:18:07.028	50.326	+0.127	15.326	16.443	18.557
13	10:18:58.656	51.628	+1.429	16.168	16.721	18.739
14	10:19:49.425	50.769	+0.570	15.613	16.481	18.675
15	10:20:39.986	50.561	+0.362	15.483	16.448	18.630
16	10:21:30.587	50.601	+0.402	15.534	16.490	18.577
17	10:22:21.463	50.876	+0.677	15.511	16.408	18.957

(76) Matthy Vandebroek

1	10:08:55.746	58.104	+7.595	20.939	17.774	19.391
2	10:09:47.683	51.937	+1.428	15.912	17.061	18.964
3	10:10:38.944	51.261	+0.752	15.589	16.887	18.785
4	10:11:29.992	51.048	+0.539	15.498	16.760	18.790
5	10:12:20.990	50.998	+0.489	15.499	16.739	18.760
6	10:13:11.835	50.845	+0.336	15.470	16.733	18.642
7	10:14:02.778	50.943	+0.434	15.452	16.793	18.698
8	10:14:53.616	50.838	+0.329	15.311	16.798	18.729
9	10:15:44.463	50.847	+0.338	15.456	16.658	18.733
10	10:16:35.210	50.747	+0.238	15.420	16.647	18.680
11	10:17:25.772	50.562	+0.053	15.347	16.577	18.638
12	10:18:16.299	50.527	+0.018	15.313	16.563	18.651
13	10:19:06.937	50.638	+0.129	15.429	16.610	18.599
14	10:19:57.446	50.509		15.394	16.541	18.574
15	10:20:53.718	56.272	+5.763	15.371	21.941	18.960
16	10:21:44.673	50.955	+0.446	15.478	16.738	18.739
17	10:22:35.514	50.841	+0.332	15.430	16.648	18.763

(46) Jiri Safranek

1	10:08:51.843	54.769	+4.529	17.566	18.130	19.073
2	10:09:42.562	50.719	+0.479	15.528	16.656	18.535
3	10:10:33.289	50.727	+0.487	15.349	16.641	18.737
4	10:11:23.529	50.240		15.253	16.541	18.446
5	10:12:14.282	50.753	+0.513	15.346	16.548	18.859
6	10:13:04.567	50.285	+0.045	15.390	16.478	18.417
7	10:13:54.838	50.271	+0.031	15.423	16.495	18.353
8	10:14:45.477	50.639	+0.399	15.323	16.606	18.710
9	10:15:36.087	50.610	+0.370	15.310	16.558	18.742
10	10:16:26.603	50.516	+0.276	15.501	16.480	18.535
11	10:17:17.006	50.403	+0.163	15.305	16.530	18.568

DKM Round 1

KZ2 **Cheb (CZE)**

Final Intermediate Classification

Pos. No.	Firstname	Lastname	Nat.		Nat.		Sponsor	QP	Total PTS	Heat 1	Heat 2	SUH
			Dri	Entrant	Ent	Make						
1	3	Emilien	Denner	FRA Formula K SRP Factory Team	DEU	IPK /TM/VEGA		1	174	44	50	80
2	58	Marek	Skrivan	CZE TB Racing Team	DEU	Sodi /TM/VEGA		3	172	38	44	90
3	5	Daniel	Stell	DEU Kartshop Ampfing	DEU	Birelart /TM/VEGA		4	157	50	41	66
4	6	Matej	Preuss	CZE Formula K SRP Factory Team	DEU	IPK /TM/VEGA		2	151	41	38	72
5	10	Robert	Kindervater	DEU Formula K SRP Factory Team	DEU	IPK /TM/VEGA		7	126	32	34	60
6	54	Dion	van Werven	NLD CS Competition	BEL	Sodi /TM/VEGA		6	124	34	36	54
7	7	Jayden	Thien	NLD CS Competition	BEL	Sodi /TM/VEGA		8	118	36	32	50
8	36	Tommie	van der Struijs	NLD MP Karttracing	NLD	Henza Kart /TM/VEGA		10	103	27	30	46
9	96	Norton	Andreasson	SWE TB Racing Team	DEU	Sodi /TM /VEGA		5	100	30	28	42
10	8	Julian	Kamen	NLD CS Competition	BEL	Sodi /TM/VEGA		9	92	28	26	38
11	9	Simon	Billman	SWE Solgat Motorsport	DEU	Birelart /TM/VEGA		12	83	26	27	30
12	46	Jiri	Safranek	CZE Jir Safranek	CZE	Sodi /TM/VEGA		11	82	25	25	32
13	76	Matthy	Vandebroek	DEU VDB Kart Racing	DEU	Birelart /TM/VEGA		13	81	24	23	34
14	64	Jelte	Bouma	NLD Jelte Bouma	NLD	Croc Promotion /TM/VEGA		14	75	23	24	28

Announcements: These results are provisional until the conclusion of any judicial and technical matters

Racedirector Kevin Meinhardt:

Timekeeping Monika Riehmers:

Printed: 31.05.2026 10:35

Posted at: h

ADAC Kartrennen Cheb

KZ2

Cheb 1,202 Km

Final

31.05.2026 13:50


Race (25 Laps)

64 Jelte Bouma	14
46 Jiri Safranek	12
8 Julian Kamen	10
36 Tommie van der Struijs	8
54 Dion van Werven	6
6 Matej Preuss	4
58 Marek Skrivan	2

76 Matthy Vandebroek	13
9 Simon Billman	11
96 Norton Andreasson	9
7 Jayden Thien	7
10 Robert Kindervater	5
5 Daniel Stell	3
3 Emilien Denner	1

7
6
5
4
3
2
1

POLE POSITION



Orbits

ADAC Kartrennen Cheb

KZ2 / Final

Track: Cheb - 1.202 km

Race Started: 13:54:17

Best Lap by: 58 - Marek Skrivan - 49.453

Rank	#	Driver	Nat	Sponsor Competitor	Nat	Driver-License Com-Licence	Equipment	laps	T. Time Diff	Best Lap	Penalty	Points
1	58	Marek Skrivan	CZE	TB Racing Team	DEU	26AS0071 38262	Sodi /TM/VEGA	25	20:46.315	49.453		51
2	3	Emilien Denner	FRA	Formula K SRP Factory Team	DEU	139214 48701	IPK /TM/VEGA	25	20:49.709 3.394	49.557		44
3	6	Matej Preuss	CZE	Formula K SRP Factory Team	DEU	26AS0210 48701	IPK /TM/VEGA	25	20:49.987 3.672	49.512		38
4	5	Daniel Stell	DEU	Kartshop Ampfing	DEU	10858 66030	Birelart /TM/VEGA	25	20:51.499 5.184	49.521		34
5	54	Dion van Werven	NLD	CS Competition	BEL	49844 918102	Sodi /TM/VEGA	25	20:55.508 9.193	49.738		30
6	10	Robert Kindervater	DEU	Formula K SRP Factory Team	DEU	24990 48701	IPK /TM/VEGA	25	20:56.893 10.578	49.770		26
7	96	Norton Andreasson	SWE	TB Racing Team	DEU	80644 38262	Sodi /TM /VEGA	25	21:00.881 14.566	49.979		22
8	36	Tommie van der Struijs	NLD	MP Kartracing	NLD	42819 13058022	Henza Kart /TM/VEGA	25	21:01.968 15.653	50.095		18
9	8	Julian Kamen	NLD	CS Competition	BEL	43625 917665	Sodi /TM/VEGA	25	21:09.891 23.576	50.236		14
10	9	Simon Billman	SWE	Solgat Motorsport	DEU	87167 66799	Birelart /TM/VEGA	25	21:10.595 24.280	50.276		10
11	46	Jiri Safranek	CZE	Jiri Safranek	CZE	26AS1610 26AS1610	Sodi /TM/VEGA	25	21:10.687 24.372	50.048		0
12	76	Matthy Vandebroek	DEU	VDB Kart Racing	DEU	11491 66002	Birelart /TM/VEGA	25	21:15.966 29.651	50.469		8
13	64	Jelte Bouma	NLD	Jelte Bouma	NLD	52400 52400	Croc Promotion /TM/VEGA	21	17:54.882 4 Laps	50.518		6
14	7	Jayden Thien	NLD	CS Competition	BEL	44530 917665	Sodi /TM/VEGA	9	7:41.643 16 Laps	50.445		4

 Timekeeper
M.Riehmers

 Race Director
K.Meinhardt

Page 1/1

These results are provisional until the conclusion of any judicial and technical matters!

K-15652/26

Printed: 31.05.2026 / 14:40

ADAC Kartrennen Cheb

KZ2

Cheb 1,202 Km

Final

31.05.2026 13:50

Race (25 Laps) started at 13:54:17

Lap	Time of Day	Lap Tm	Diff	S1 Tm	S2 Tm	S3 Tm	Lap	Time of Day	Lap Tm	Diff	S1 Tm	S2 Tm	S3 Tm
(58) Marek Skrivan							19	14:10:10.001	49.619	+0.107	15.095	16.272	18.252
1	13:55:10.346	52.633	+3.180	16.798	17.199	18.636	20	14:10:59.613	49.612	+0.100	15.099	16.260	18.253
2	13:56:01.212	50.866	+1.413	15.519	16.768	18.579	21	14:11:49.185	49.572	+0.060	15.126	16.258	18.188
3	13:56:51.449	50.237	+0.784	15.388	16.518	18.331	22	14:12:38.740	49.555	+0.043	15.132	16.241	18.182
4	13:57:41.605	50.156	+0.703	15.237	16.466	18.453	23	14:13:28.389	49.649	+0.137	15.089	16.314	18.246
5	13:58:31.575	49.970	+0.517	15.188	16.434	18.348	24	14:14:18.088	49.699	+0.187	15.195	16.269	18.235
6	13:59:21.397	49.822	+0.369	15.154	16.374	18.294	25	14:15:07.700	49.612	+0.100	15.119	16.273	18.220
7	14:00:11.158	49.761	+0.308	15.125	16.372	18.264	(5) Daniel Stell						
8	14:01:00.799	49.641	+0.188	15.154	16.302	18.185	1	13:55:11.290	52.979	+3.458	17.069	17.111	18.799
9	14:01:50.518	49.719	+0.266	15.132	16.324	18.263	2	13:56:02.414	51.124	+1.603	15.730	16.836	18.558
10	14:02:40.173	49.655	+0.202	15.139	16.305	18.211	3	13:56:53.569	51.155	+1.634	15.402	16.771	18.982
11	14:03:29.817	49.644	+0.191	15.117	16.334	18.193	4	13:57:43.844	50.275	+0.754	15.393	16.533	18.349
12	14:04:19.461	49.644	+0.191	15.104	16.299	18.241	5	13:58:33.904	50.060	+0.539	15.259	16.434	18.367
13	14:05:09.073	49.612	+0.159	15.098	16.309	18.205	6	13:59:23.793	49.889	+0.368	15.148	16.406	18.335
14	14:05:58.581	49.508	+0.065	15.105	16.245	18.158	7	14:00:13.678	49.885	+0.364	15.234	16.334	18.317
15	14:06:48.093	49.512	+0.059	15.068	16.258	18.186	8	14:01:03.599	49.921	+0.400	15.178	16.367	18.317
16	14:07:37.667	49.574	+0.121	15.143	16.250	18.181	9	14:01:53.419	49.820	+0.299	15.270	16.321	18.229
17	14:08:27.157	49.490	+0.037	15.076	16.258	18.156	10	14:02:43.347	49.928	+0.407	15.349	16.340	18.239
18	14:09:16.621	49.464	+0.011	15.064	16.256	18.144	11	14:03:33.256	49.909	+0.388	15.149	16.455	18.305
19	14:10:06.119	49.498	+0.045	15.035	16.224	18.239	12	14:04:22.946	49.690	+0.169	15.214	16.268	18.208
20	14:10:55.572	49.453		15.060	16.239	18.154	13	14:05:12.659	49.713	+0.192	15.184	16.320	18.209
21	14:11:45.114	49.542	+0.089	15.079	16.264	18.199	14	14:06:02.358	49.699	+0.178	15.183	16.290	18.226
22	14:12:34.637	49.523	+0.070	15.073	16.238	18.212	15	14:06:52.012	49.654	+0.133	15.107	16.290	18.257
23	14:13:24.433	49.796	+0.343	15.155	16.224	18.417	16	14:07:41.704	49.692	+0.171	15.160	16.300	18.232
24	14:14:14.200	49.767	+0.314	15.291	16.264	18.212	17	14:08:31.298	49.594	+0.073	15.130	16.297	18.167
25	14:15:04.028	49.828	+0.375	15.110	16.257	18.461	18	14:09:20.936	49.638	+0.117	15.126	16.292	18.220
(3) Emilien Denner							19	14:10:10.457	49.521		15.168	16.241	18.112
1	13:55:10.742	52.936	+3.379	16.951	17.173	18.812	20	14:11:00.070	49.613	+0.092	15.126	16.340	18.147
2	13:56:01.788	51.046	+1.489	15.645	16.850	18.551	21	14:11:49.605	49.535	+0.014	15.093	16.283	18.159
3	13:56:52.266	50.478	+0.921	15.424	16.622	18.432	22	14:12:39.440	49.835	+0.314	15.114	16.276	18.445
4	13:57:42.710	50.444	+0.887	15.311	16.640	18.493	23	14:13:29.864	50.424	+0.903	15.182	16.307	18.935
5	13:58:32.707	49.997	+0.440	15.258	16.462	18.277	24	14:14:19.667	49.803	+0.282	15.249	16.293	18.261
6	13:59:22.751	50.044	+0.487	15.248	16.495	18.301	25	14:15:09.212	49.545	+0.024	15.071	16.234	18.240
7	14:00:12.617	49.866	+0.309	15.191	16.388	18.287	(54) Dion van Werven						
8	14:01:02.530	49.913	+0.356	15.166	16.428	18.319	1	13:55:11.592	53.173	+3.435	17.126	17.143	18.904
9	14:01:52.400	49.870	+0.313	15.211	16.312	18.347	2	13:56:02.987	51.395	+1.657	15.644	16.851	18.900
10	14:02:42.179	49.779	+0.222	15.162	16.366	18.251	3	13:56:53.729	50.742	+1.004	15.471	16.659	18.612
11	14:03:32.029	49.850	+0.293	15.213	16.341	18.296	4	13:57:44.247	50.518	+0.780	15.483	16.574	18.461
12	14:04:21.735	49.706	+0.149	15.216	16.259	18.231	5	13:58:34.540	50.293	+0.555	15.359	16.506	18.428
13	14:05:11.446	49.711	+0.154	15.154	16.327	18.230	6	13:59:24.617	50.077	+0.339	15.244	16.420	18.413
14	14:06:01.187	49.741	+0.184	15.118	16.283	18.340	7	14:00:14.652	50.035	+0.297	15.227	16.440	18.368
15	14:06:51.028	49.841	+0.284	15.269	16.257	18.315	8	14:01:04.725	50.073	+0.335	15.227	16.415	18.431
16	14:07:40.725	49.697	+0.140	15.137	16.305	18.255	9	14:01:54.735	50.010	+0.272	15.234	16.450	18.326
17	14:08:30.454	49.729	+0.172	15.176	16.305	18.248	10	14:02:44.855	50.120	+0.382	15.267	16.447	18.406
18	14:09:20.105	49.651	+0.094	15.210	16.210	18.231	11	14:03:34.961	50.106	+0.368	15.224	16.472	18.410
19	14:10:09.695	49.590	+0.033	15.137	16.258	18.195	12	14:04:25.045	50.084	+0.346	15.338	16.386	18.360
20	14:10:59.252	49.557		15.136	16.219	18.202	13	14:05:14.974	49.929	+0.191	15.208	16.355	18.366
21	14:11:48.810	49.558	+0.001	15.105	16.250	18.203	14	14:06:04.862	49.888	+0.150	15.237	16.315	18.336
22	14:12:38.392	49.582	+0.025	15.138	16.238	18.206	15	14:06:54.842	49.980	+0.242	15.235	16.384	18.361
23	14:13:28.134	49.742	+0.185	15.138	16.207	18.397	16	14:07:44.720	49.878	+0.140	15.196	16.362	18.320
24	14:14:17.836	49.702	+0.145	15.198	16.237	18.267	17	14:08:34.519	49.799	+0.061	15.169	16.319	18.311
25	14:15:07.422	49.586	+0.029	15.115	16.236	18.235	18	14:09:24.357	49.838	+0.100	15.207	16.260	18.371
(6) Matej Preuss							19	14:10:14.095	49.738		15.160	16.297	18.281
1	13:55:11.125	52.959	+3.447	16.988	17.119	18.852	20	14:11:03.882	49.787	+0.049	15.192	16.305	18.290
2	13:56:02.227	51.102	+1.590	15.739	16.827	18.536	21	14:11:53.898	50.016	+0.278	15.124	16.437	18.455
3	13:56:53.219	50.992	+1.480	15.436	16.824	18.732	22	14:12:43.710	49.812	+0.074	15.248	16.301	18.263
4	13:57:43.449	50.230	+0.718	15.336	16.540	18.354	23	14:13:33.664	49.954	+0.216	15.188	16.352	18.414
5	13:58:33.469	50.020	+0.508	15.263	16.413	18.344	24	14:14:23.468	49.804	+0.066	15.197	16.279	18.328
6	13:59:23.509	50.040	+0.528	15.202	16.404	18.434	25	14:15:13.221	49.753	+0.015	15.158	16.267	18.328
7	14:00:13.478	49.969	+0.457	15.209	16.371	18.389	(10) Robert Kindervater						
8	14:01:03.434	49.956	+0.444	15.192	16.385	18.379	1	13:55:12.045	53.587	+3.817	17.353	17.317	18.917
9	14:01:53.283	49.849	+0.337	15.146	16.419	18.284	2	13:56:03.194	51.149	+1.379	15.636	16.838	18.675
10	14:02:43.164	49.881	+0.369	15.279	16.315	18.287	3	13:56:53.935	50.741	+0.971	15.509	16.639	18.593
11	14:03:32.879	49.715	+0.203	15.137	16.295	18.283	4	13:57:44.992	51.067	+1.287	15.541	16.515	19.001
12	14:04:22.704	49.825	+0.313	15.204	16.316	18.305	5	13:58:35.314	50.322	+0.552	15.386	16.500	18.436
13	14:05:12.449	49.745	+0.233	15.173	16.297	18.275	6	13:59:25.661	50.347	+0.577	15.318	16.565	18.464
14	14:06:02.140	49.691	+0.179	15.094	16.307	18.290	7	14:00:15.788	50.127	+			

ADAC Kartrennen Cheb

KZ2

Cheb 1,202 Km

Final

31.05.2026 13:50

Race (25 Laps) started at 13:54:17

Lap	Time of Day	Lap Tm	Diff	S1 Tm	S2 Tm	S3 Tm
12	14:04:25.983	49.940	+0.170	15.198	16.429	18.313
13	14:05:15.857	49.874	+0.104	15.208	16.368	18.298
14	14:06:05.720	49.863	+0.093	15.175	16.338	18.350
15	14:06:55.597	49.877	+0.107	15.171	16.398	18.308
16	14:07:45.483	49.886	+0.116	15.162	16.454	18.270
17	14:08:35.379	49.896	+0.126	15.201	16.426	18.269
18	14:09:25.250	49.871	+0.101	15.228	16.345	18.298
19	14:10:15.020	49.770		15.169	16.351	18.250
20	14:11:04.820	49.800	+0.030	15.212	16.290	18.298
21	14:11:54.709	49.889	+0.119	15.266	16.341	18.282
22	14:12:44.489	49.780	+0.010	15.118	16.291	18.371
23	14:13:34.848	50.359	+0.589	15.168	16.281	18.910
24	14:14:24.760	49.912	+0.142	15.252	16.359	18.301
25	14:15:14.606	49.846	+0.076	15.267	16.317	18.262

Lap	Time of Day	Lap Tm	Diff	S1 Tm	S2 Tm	S3 Tm
5	13:58:38.876	50.636	+0.400	15.490	16.499	18.647
6	13:59:29.473	50.597	+0.361	15.471	16.548	18.578
7	14:00:20.073	50.600	+0.364	15.464	16.501	18.635
8	14:01:10.733	50.660	+0.424	15.513	16.505	18.642
9	14:02:01.419	50.686	+0.450	15.522	16.643	18.521
10	14:02:51.840	50.421	+0.185	15.359	16.422	18.640
11	14:03:42.183	50.343	+0.107	15.396	16.412	18.535
12	14:04:32.564	50.381	+0.145	15.425	16.440	18.516
13	14:05:22.950	50.386	+0.150	15.337	16.463	18.586
14	14:06:13.291	50.341	+0.105	15.427	16.362	18.552
15	14:07:03.920	50.629	+0.393	15.606	16.486	18.537
16	14:07:54.352	50.432	+0.196	15.396	16.394	18.642
17	14:08:44.638	50.286	+0.050	15.366	16.379	18.541
18	14:09:34.940	50.302	+0.066	15.378	16.367	18.557
19	14:10:25.373	50.433	+0.197	15.470	16.420	18.543
20	14:11:15.764	50.391	+0.155	15.328	16.561	18.502
21	14:12:06.000	50.236		15.286	16.443	18.507
22	14:12:56.295	50.295	+0.059	15.355	16.403	18.537
23	14:13:46.754	50.459	+0.223	15.420	16.492	18.547
24	14:14:37.222	50.468	+0.232	15.417	16.513	18.538
25	14:15:27.604	50.382	+0.146	15.433	16.460	18.489

(96) Norton Andreasson

1	13:55:13.737	54.977	+4.998	17.535	17.916	19.526
2	13:56:04.797	51.060	+1.081	15.713	16.720	18.627
3	13:56:55.201	50.404	+0.425	15.353	16.587	18.464
4	13:57:45.527	50.326	+0.347	15.337	16.457	18.532
5	13:58:35.506	49.979		15.200	16.430	18.349
6	13:59:25.864	50.358	+0.379	15.285	16.502	18.571
7	14:00:16.006	50.142	+0.163	15.266	16.495	18.381
8	14:01:06.341	50.335	+0.356	15.397	16.469	18.469
9	14:01:56.419	50.078	+0.099	15.291	16.459	18.328
10	14:02:46.518	50.099	+0.120	15.222	16.466	18.411
11	14:03:36.662	50.144	+0.165	15.291	16.444	18.409
12	14:04:26.734	50.072	+0.093	15.246	16.399	18.427
13	14:05:16.867	50.133	+0.154	15.283	16.410	18.440
14	14:06:07.064	50.197	+0.218	15.323	16.423	18.451
15	14:06:57.227	50.163	+0.184	15.302	16.393	18.468
16	14:07:47.418	50.191	+0.212	15.283	16.393	18.515
17	14:08:37.593	50.175	+0.196	15.305	16.425	18.445
18	14:09:27.635	50.042	+0.063	15.260	16.355	18.427
19	14:10:17.826	50.191	+0.212	15.349	16.347	18.495
20	14:11:08.070	50.244	+0.265	15.333	16.454	18.457
21	14:11:58.135	50.065	+0.086	15.257	16.320	18.488
22	14:12:48.244	50.109	+0.130	15.228	16.376	18.505
23	14:13:38.386	50.142	+0.163	15.268	16.396	18.478
24	14:14:28.523	50.137	+0.158	15.281	16.388	18.468
25	14:15:18.594	50.071	+0.092	15.249	16.389	18.433

(9) Simon Billman

1	13:55:14.077	54.908	+4.632	17.416	17.957	19.535
2	13:56:05.909	51.832	+1.556	16.159	16.899	18.774
3	13:56:56.887	50.978	+0.702	15.572	16.650	18.756
4	13:57:47.620	50.733	+0.457	15.512	16.655	18.566
5	13:58:38.114	50.494	+0.218	15.428	16.530	18.536
6	13:59:28.566	50.452	+0.176	15.438	16.517	18.497
7	14:00:18.988	50.422	+0.146	15.413	16.559	18.450
8	14:01:09.516	50.528	+0.252	15.453	16.484	18.591
9	14:02:00.314	50.798	+0.522	15.568	16.633	18.597
10	14:02:50.821	50.507	+0.231	15.442	16.524	18.541
11	14:03:41.354	50.533	+0.257	15.511	16.519	18.503
12	14:04:31.897	50.543	+0.267	15.522	16.450	18.571
13	14:05:22.369	50.472	+0.196	15.436	16.458	18.578
14	14:06:12.808	50.439	+0.163	15.498	16.466	18.475
15	14:07:03.152	50.344	+0.068	15.397	16.486	18.461
16	14:07:53.569	50.417	+0.141	15.434	16.504	18.479
17	14:08:44.009	50.440	+0.164	15.439	16.463	18.538
18	14:09:34.371	50.362	+0.086	15.452	16.452	18.458
19	14:10:24.796	50.425	+0.149	15.419	16.494	18.512
20	14:11:15.184	50.388	+0.112	15.466	16.468	18.454
21	14:12:05.631	50.447	+0.171	15.389	16.557	18.501
22	14:12:55.907	50.276		15.404	16.415	18.457
23	14:13:46.407	50.500	+0.224	15.417	16.599	18.484
24	14:14:36.945	50.538	+0.262	15.466	16.477	18.595
25	14:15:28.308	51.363	+1.087	16.014	16.638	18.711

(36) Tommie van der Struijs

1	13:55:12.742	54.092	+3.997	17.572	17.565	18.955
2	13:56:03.656	50.914	+0.819	15.601	16.795	18.518
3	13:56:54.189	50.533	+0.438	15.426	16.609	18.498
4	13:57:44.807	50.618	+0.523	15.434	16.547	18.637
5	13:58:35.088	50.281	+0.186	15.312	16.480	18.489
6	13:59:25.315	50.227	+0.132	15.331	16.477	18.419
7	14:00:15.583	50.268	+0.173	15.379	16.479	18.410
8	14:01:06.545	50.962	+0.867	15.633	16.464	18.865
9	14:01:56.758	50.213	+0.118	15.316	16.511	18.386
10	14:02:47.030	50.272	+0.177	15.332	16.498	18.442
11	14:03:37.328	50.298	+0.203	15.334	16.455	18.509
12	14:04:27.759	50.431	+0.336	15.367	16.520	18.544
13	14:05:17.908	50.149	+0.054	15.316	16.390	18.443
14	14:06:08.081	50.173	+0.078	15.301	16.437	18.435
15	14:06:58.261	50.180	+0.085	15.269	16.457	18.454
16	14:07:48.413	50.152	+0.057	15.298	16.429	18.425
17	14:08:38.508	50.095		15.283	16.405	18.407
18	14:09:28.680	50.172	+0.077	15.305	16.415	18.452
19	14:10:18.861	50.181	+0.086	15.297	16.444	18.440
20	14:11:09.003	50.142	+0.047	15.299	16.435	18.408
21	14:11:59.168	50.165	+0.070	15.291	16.482	18.392
22	14:12:49.264	50.096	+0.001	15.254	16.393	18.449
23	14:13:39.469	50.205	+0.110	15.320	16.451	18.434
24	14:14:29.584	50.115	+0.020	15.334	16.366	18.415
25	14:15:19.681	50.097	+0.002	15.202	16.413	18.482

(46) Jiri Safranek

1	13:55:14.664	55.324	+5.276	17.612	18.155	19.557
2	13:56:06.906	52.242	+2.194	16.033	17.197	19.012
3	13:56:58.123	51.217	+1.169	15.608	16.828	18.781
4	13:57:49.010	50.887	+0.839	15.486	16.715	18.686
5	13:58:39.799	50.789	+0.741	15.419	16.679	18.691
6	13:59:30.635	50.836	+0.788	15.397	16.731	18.708
7	14:00:21.451	50.816	+0.768	15.466	16.634	18.716
8	14:01:12.076	50.625	+0.577	15.393	16.639	18.593
9	14:02:02.889	50.813	+0.765	15.532	16.589	18.692
10	14:02:53.675	50.786	+0.738	15.522	16.602	18.662
11	14:03:44.189	50.514	+0.466	15.421	16.524	18.569
12	14:04:34.700	50.511	+0.463	15.388	16.540	18.583
13	14:05:25.036	50.336	+0.288	15.386	16.460	18.490
14	14:06:15.303	50.267	+0.219	15.364	16.435	18.468
15	14:07:05.574	50.271	+0.223	15.302	16.454	18.515
16	14:07:55.909	50.335	+0.287	15.338	16.523	18.474
17	14:08:46.134	50.225	+0.177	15.318	16.452	18.455
18	14:09:36.446	50.312	+0.264	15.432	16.405	18.475
19	14:10:26.494	50.048		15.260	16.395	18.393
20	14:11:16.659	50.165	+0.117	15.322	16.428	18.415
21	14:12:07.243	50.684	+0.536	15.326	16.762	18.496
22	14:12:57.571	50.328	+0.280	15.315	16.527	18.4

ADAC Kartrennen Cheb

KZ2

Cheb 1,202 Km

Final

31.05.2026 13:50

Race (25 Laps) started at 13:54:17

Lap	Time of Day	Lap Tm	Diff	S1 Tm	S2 Tm	S3 Tm	Lap	Time of Day	Lap Tm	Diff	S1 Tm	S2 Tm	S3 Tm
25	14:15:28.400	50.065	+0.017	15.248	16.348	18.469							
[76] Matthy Vandebroek													
1	13:55:14.785	55.117	+4.648	17.470	18.094	19.553							
2	13:56:07.068	52.283	+1.814	16.102	17.258	18.923							
3	13:56:58.459	51.391	+0.922	15.695	16.929	18.767							
4	13:57:49.447	50.988	+0.519	15.470	16.715	18.803							
5	13:58:40.161	50.714	+0.245	15.376	16.705	18.633							
6	13:59:30.935	50.774	+0.305	15.518	16.645	18.611							
7	14:00:21.796	50.861	+0.392	15.435	16.599	18.827							
8	14:01:12.780	50.984	+0.515	15.578	16.775	18.631							
9	14:02:03.709	50.929	+0.460	15.533	16.675	18.721							
10	14:02:54.354	50.645	+0.176	15.514	16.563	18.568							
11	14:03:44.925	50.571	+0.102	15.477	16.529	18.565							
12	14:04:35.481	50.556	+0.087	15.430	16.528	18.598							
13	14:05:25.950	50.459		15.439	16.486	18.544							
14	14:06:16.789	50.839	+0.370	15.477	16.689	18.673							
15	14:07:07.274	50.485	+0.016	15.374	16.514	18.597							
16	14:07:57.800	50.526	+0.057	15.386	16.548	18.592							
17	14:08:48.320	50.520	+0.051	15.422	16.507	18.591							
18	14:09:38.977	50.657	+0.188	15.483	16.548	18.626							
19	14:10:29.517	50.540	+0.071	15.427	16.449	18.664							
20	14:11:20.058	50.541	+0.072	15.457	16.478	18.606							
21	14:12:10.636	50.578	+0.109	15.514	16.484	18.580							
22	14:13:01.177	50.541	+0.072	15.382	16.511	18.648							
23	14:13:51.834	50.657	+0.188	15.454	16.515	18.688							
24	14:14:42.613	50.779	+0.310	15.544	16.595	18.640							
25	14:15:33.679	51.066	+0.597	15.454	16.652	18.960							
[64] Jelte Bouma													
1	13:55:14.356	54.885	+4.367	17.292	18.069	19.524							
2	13:56:06.625	52.269	+1.751	16.173	17.156	18.940							
3	13:56:57.881	51.256	+0.738	15.703	16.818	18.735							
4	13:57:48.752	50.871	+0.353	15.511	16.662	18.698							
5	13:58:39.597	50.845	+0.327	15.499	16.662	18.684							
6	13:59:30.416	50.819	+0.301	15.417	16.715	18.687							
7	14:00:21.621	51.205	+0.687	15.517	16.586	19.102							
8	14:01:12.577	50.956	+0.438	15.584	16.687	18.685							
9	14:02:03.887	51.310	+0.792	15.528	16.692	19.090							
10	14:02:54.948	51.061	+0.543	15.629	16.726	18.706							
11	14:03:45.763	50.815	+0.297	15.510	16.595	18.710							
12	14:04:36.652	50.889	+0.371	15.576	16.588	18.725							
13	14:05:27.399	50.747	+0.229	15.509	16.643	18.595							
14	14:06:18.154	50.755	+0.237	15.591	16.628	18.536							
15	14:07:08.805	50.651	+0.133	15.481	16.584	18.586							
16	14:07:59.323	50.518		15.466	16.534	18.518							
17	14:08:49.897	50.574	+0.056	15.459	16.519	18.596							
18	14:09:40.596	50.699	+0.181	15.467	16.540	18.692							
19	14:10:31.197	50.601	+0.083	15.494	16.509	18.598							
20	14:11:21.982	50.785	+0.267	15.576	16.609	18.600							
21	14:12:12.595	50.613	+0.095	15.443	16.536	18.634							
[7] Jayden Thien													
1	13:55:13.126	54.451	+4.006	17.297	17.690	19.464							
2	13:56:04.512	51.386	+0.941	15.840	16.836	18.710							
3	13:56:55.846	51.334	+0.889	15.932	16.725	18.677							
4	13:57:46.610	50.764	+0.319	15.521	16.706	18.537							
5	13:58:37.200	50.590	+0.145	15.364	16.664	18.562							
6	13:59:27.792	50.592	+0.147	15.390	16.660	18.542							
7	14:00:18.400	50.608	+0.163	15.457	16.609	18.542							
8	14:01:08.911	50.511	+0.066	15.345	16.641	18.525							
9	14:01:59.356	50.445		15.412	16.553	18.480							